

---

# **BigARTM Documentation**

***Release 1.0***

**Konstantin Vorontsov**

**Aug 20, 2020**



---

## Contents

---

<b>1</b>	<b>Introduction</b>	<b>3</b>
<b>2</b>	<b>Downloads</b>	<b>5</b>
<b>3</b>	<b>Installation</b>	<b>7</b>
3.1	Installation for Windows users . . . . .	7
3.2	Installation for Linux and Mac OS-X users . . . . .	8
3.3	Installation as Docker container . . . . .	11
<b>4</b>	<b>User's Guide</b>	<b>13</b>
4.1	Input Data Formats and Datasets . . . . .	13
4.2	BigARTM Command Line Utility . . . . .	16
4.3	Python Tutorial . . . . .	20
4.4	Python Guide . . . . .	28
4.5	Regularizers Description . . . . .	43
4.6	Scores Description . . . . .	46
<b>5</b>	<b>API References</b>	<b>49</b>
5.1	Python Interface . . . . .	49
5.2	C++ interface . . . . .	84
5.3	C Interface . . . . .	88
<b>6</b>	<b>VisARTM</b>	<b>97</b>
<b>7</b>	<b>Release Notes</b>	<b>99</b>
7.1	Changes in Python API . . . . .	99
7.2	Changes in Protobuf Messages . . . . .	103
7.3	Changes in BigARTM CLI . . . . .	106
7.4	Changes in c_interface . . . . .	107
7.5	BigARTM v0.7.X Release Notes . . . . .	108
7.6	Transactions . . . . .	121
7.7	Compatibility improvements . . . . .	121
7.8	Get Phi . . . . .	121
<b>8</b>	<b>BigARTM Developer's Guide</b>	<b>123</b>
8.1	Downloads (Windows) . . . . .	123
8.2	Source code . . . . .	124

8.3	Build C++ code on Windows . . . . .	124
8.4	Python code on Windows . . . . .	125
8.5	Compiling .proto files on Windows . . . . .	126
8.6	Working with iPython notebooks remotely . . . . .	126
8.7	Build C++ code on Linux . . . . .	127
8.8	Creating New Regularizer . . . . .	129
8.9	Code style . . . . .	133
8.10	Release new version . . . . .	133
8.11	Messages . . . . .	134
<b>Python Module Index</b>		<b>165</b>
<b>Index</b>		<b>167</b>

### Getting help

- Learn more about BigARTM from [IPython Notebooks](#), [NLPub.ru](#), [MachineLearning.ru](#) and several [publications](#).
- Search for information in the archives of the [bigartm-users](#) mailing list, or [post a question](#).
- Report bugs with BigARTM in our [ticket tracker](#).
- Try the [Q&A](#) – it's got answers to many common questions.



# CHAPTER 1

---

## Introduction

---

**Warning:** Please note that this is a beta version of the BigARTM library which is still undergoing final testing before its official release. Should you encounter any bugs, lack of functionality or other problems with our library, please let us know immediately. Your help in this regard is greatly appreciated.

This is the documentation for the BigARTM library. BigARTM is a tool to infer [topic models](#), based on a novel technique called [Additive Regularization of Topic Models](#). This technique effectively builds multi-objective models by adding the weighted sums of regularizers to the optimization criterion. BigARTM is known to combine well very different objectives, including sparsing, smoothing, topics decorrelation and many others. Such combinations of regularizers significantly improves several quality measures at once almost without any loss of the perplexity.

**Online.** BigARTM never stores the entire text collection in the main memory. Instead the collection is split into small chunks called ‘batches’, and BigARTM always loads a limited number of batches into memory at any time.

**Parallel.** BigARTM can concurrently process several batches, and by doing so it substantially improves the throughput on multi-core machines. The library hosts all computation in several threads withing a single process, which enables efficient usage of shared memory across application threads.

**Extensible API.** BigARTM comes with an API in Python, but can be easily extended for all other languages that have an implementation of [Google Protocol Buffers](#).

**Cross-platform.** BigARTM is known to be compatible with gcc, clang and the Microsoft compiler (VS 2012). We have tested our library on Windows, Ubuntu and Fedora.

**Open source.** BigARTM is released under the [New BSD License](#).

---

**Acknowledgements.** BigARTM project is supported by Russian Foundation for Basic Research (grants 14-07-00847, 14-07-00908, 14-07-31176), Skolkovo Institute of Science and Technology (project 081-R), Moscow Institute of Physics and Technology.



#### Partners



- **Windows**

- Latest 64 bit release: [BigARTM\\_v0.10.0\\_win64](#)
- Latest build from master branch: [BigARTM\\_master\\_win64.7z](#) (warning, use this with caution)
- All previous releases are available at <https://github.com/bigartm/bigartm/releases>

- **Linux, Mac OS-X**

To run BigARTM on Linux and Mac OS-X you need to clone BigARTM repository (<https://github.com/bigartm/bigartm>).

- **Docker container**

On any OS it is possible to run BigARTM as docker container, as described in *[Installation as Docker container](#)*



### 3.1 Installation for Windows users

#### 3.1.1 Download

Download latest binary distribution of BigARTM from <https://github.com/bigartm/bigartm/releases>. Explicit download links can be found at [Downloads](#) section (64 bit only).

The distribution will contain pre-build binaries, command-line interface and BigARTM API for Python. The distribution also contains a simple dataset. More datasets in BigARTM-compatible format are available in the [Downloads](#) section.

You may also try BigARTM from pre-built docker container, as described in [Installation as Docker container](#).

#### 3.1.2 Use BigARTM from command line

Download the latest package from <https://github.com/bigartm/bigartm/releases>. Unpack it to C:\BigARTM. Open command line or power shell and change working directory to C:\BigARTM\bin. Now you may use BigARTM command line utility `bigartm.exe`. Go to [BigARTM Command Line Utility](#) for examples and further directions.

#### 3.1.3 Configure BigARTM Python API

1. Install Python, for example from Anaconda distribution (<https://www.continuum.io/downloads>). You are free to choose Python 2.7 or Python 3, both are supported with BigARTM. You have to choose 64 bit Python installation.
2. Install Python packages that BigARTM depend on.
  - `numpy` `>= 1.9.2` (skip this if you install via Anaconda)
  - `pandas` `>= 0.16.2` (skip this if you install via Anaconda)

- `protobuf >= 3.0.0` (not included in Anaconda; install by running `pip install protobuf==3.0.0`)
  - `tqdm` (not included in Anaconda; install by running `pip install tqdm`)
3. Add `C:\BigARTM\bin` folder to your `PATH` system variable, and add `C:\BigARTM\python` to your `PYTHONPATH` system variable:

```
set PATH=%PATH%;C:\BigARTM\bin
set PYTHONPATH=%PYTHONPATH%;C:\BigARTM\Python
```

Remember to change `C:\BigARTM` if you unpack to another location.

4. Now you can use BigARTM from Python shell or from ipython notebook. Refer to [Python Tutorial](#) or [Python Guide](#) for examples, or to [Python Interface](#) for documentation.

If you are getting errors when configuring or using Python API, please refer to Troubleshooting chapter in [Installation for Linux and Mac OS-X users](#). The list of issues is common between Windows and Linux. Normally you should install `protobuf` for python with `pip install`. An alternative way is to install it from the package that comes with BigARTM. This is described [here](#).

## 3.2 Installation for Linux and Mac OS-X users

BigARTM had been tested on several Linux and MAC distributions, and it is known to work well on

- Ubuntu 16.04.1, 14.04.5
- Linux Mint 18, 17.3
- Arch Linux, Manjaro
- Fedora 24
- openSUSE Leap 42.1

To install BigARTM you should build it from source code. Or, you may run BigARTM from pre-built docker container, as described in [Installation as Docker container](#). If you are looking for old instructions, refer to [Build C++ code on Linux](#).

### 3.2.1 Script to install BigARTM on Ubuntu

The following script is tested with Ubuntu 14.04. Scroll further below for more OS-specific instructions.

```
# Step 1. Update and install dependencies
apt-get --yes update
apt-get --yes install git make cmake build-essential libboost-all-dev

# Step 2. Install python packages
apt-get --yes install python-numpy python-pandas python-scipy
wget https://bootstrap.pypa.io/get-pip.py
python get-pip.py
pip install protobuf tqdm wheel

# Step 3. Clone repository and build
git clone --branch=stable https://github.com/bigartm/bigartm.git
cd bigartm
mkdir build && cd build
```

(continues on next page)

(continued from previous page)

```

cmake ..
make

# Step 4. Install BigARTM
make install
export ARTM_SHARED_LIBRARY=/usr/local/lib/libartm.so

# Alternative step 4 - installing only the Python package
pip install python/bigartm*.whl

```

Now you should be able to use BigARTM command line utility (try `bigartm --help`), or run BigARTM from python, like this: `import artm; print(artm.version()); print(artm.ARTM(num_topics=10).info).`

### 3.2.2 Step 1. Install system dependencies

#### Ubuntu, Linux Mint:

```

sudo apt-get install git build-essential libboost-all-dev
sudo apt-get install cmake # For Ubuntu 16.04 and Linux Mint 18

```

For Ubuntu 14.04 and Linux Mint 17.3 ubstakk cmake from PPA:

```

sudo add-apt-repository ppa:george-edison55/cmake-3.x
sudo apt-get update && sudo apt-get install cmake

```

#### Arch Linux, Manjaro

Ensure that Python and base-devel packages are installed, and current user has root privileges (e.g. can run `sudo`):

```

sudo pacman -S git boost cmake

```

#### Fedora

```

sudo dnf install gcc-c++ glibc-static libstdc++-static
sudo dnf install git boost boost-static cmake

```

#### openSUSE:

```

sudo zypper install gcc gcc-c++ glibc-devel-static git cmake

```

Currently openSUSE require to install Boost from sources:

```

sudo zypper install libbz2-devel python-devel
wget http://sourceforge.net/projects/boost/files/boost/1.60.0/boost_1_60_0.tar.gz
tar -xf boost_1_60_0.tar.gz
cd boost_1_60_0
./bootstrap.sh
./b2 link=static,shared cxxflags="-std=c++11 -fPIC"
sudo ./b2 install

```

#### Mac OS distributions

```

brew install git cmake boost

```

### 3.2.3 Step 2. Python packages

BigARTM require Python packages `numpy`, `scipy`, `pandas`, `protobuf` and `tqdm`. We recommend to install them with recent versino of `pip`.

If `pip` is not available, install system package `python-pip` or `python3-pip` depending on your preferred Python version. For Arch Linux and Manjaro use `python2-pip` and `python-pip`.

Verify that you use latest version of `pip`:

```
sudo pip2 install -U pip # Python 2
sudo pip3 install -U pip # Python 3
```

Then install required python packages:

```
sudo pip2 install -U numpy scipy pandas protobuf==3.0.0 tqdm wheel # Python 2
sudo pip3 install -U numpy scipy pandas protobuf==3.0.0 tqdm wheel # Python 3
```

### 3.2.4 Step 3. Build and install BigARTM library

```
git clone --branch=stable https://github.com/bigartm/bigartm.git
cd bigartm && mkdir build && cd build
```

Next step is to run `cmake`. The following options are available.

- `-DPYTHON=python3` - to use Python 3 instead of Python 2;
- `-DCMAKE_INSTALL_PREFIX=xxx` - for custom install location instead of default `/usr/local`;
- `-DBoost_USE_STATIC_LIBS=ON` – required on openSUSE;
- `-DBUILD_BIGARTM_CLI_STATIC=ON` – to use static versions of Boost, C and C++ libraries for `bigartm` executable.

Example:

```
cmake -DPYTHON=python3 -DCMAKE_INSTALL_PREFIX=/opt/bigartm ..
```

By default you may run just:

```
cmake ..
```

Now build and install the library:

```
make
sudo make install
```

### 3.2.5 Step 4. Register `libartm.so` / `libartm.dylib`

Register shared library `libartm.so` (or `libartm.dylib`):

```
echo /usr/local/lib | sudo tee /etc/ld.so.conf.d/artm.conf
sudo ldconfig
```

If you've installed to another location than `/usr/local` update the first command with new path.

As an alternative you may set up `ARTM_SHARED_LIBRARY` system variable

```
export ARTM_SHARED_LIBRARY=/usr/local/lib/libartm.so      # Linux / Unix
export ARTM_SHARED_LIBRARY=/usr/local/lib/libartm.dylib  # Mac
```

### 3.2.6 Step 5. Enjoy!!!

If the instructions above did not work for you please let us know, either create an [issue](#) or send e-mail to [bigartm-users@googlegroups.com](mailto:bigartm-users@googlegroups.com).

## 3.3 Installation as Docker container

On any OS it is possible to run BigARTM as docker container.

1. Get the image from DockerHub

```
docker pull ofrei/bigartm
```

2. Run CLI

```
docker run -t -i ofrei/bigartm bigartm
```

3. Try Python API (use `ipython2` or `ipython3` depending on which python version you prefer)

```
$ docker run -t -i ofrei/bigartm ipython2
Python 2.7.6 (default, Jun 22 2015, 17:58:13)
Type "copyright", "credits" or "license" for more information.

IPython 3.2.1 -- An enhanced Interactive Python.
?          -> Introduction and overview of IPython's features.
%quickref  -> Quick reference.
help       -> Python's own help system.
object?    -> Details about 'object', use 'object??' for extra details.

In [1]: import artm

In [2]: model = artm.ARTM()
```

See [bigartm-docker](#) repo for more information.



## 4.1 Input Data Formats and Datasets

### • Formats

This page describes input data formats compatible with BigARTM. Currently all formats support [Bag-of-words representation](#), meaning that all linguistic processing (lemmatization, tokenization, detection of n-grams, etc) needs to be done outside BigARTM.

1. [Vowpal Wabbit](#) is a single-format file, based on the following principles:

- each document is represented in a single line
- all tokens are represented as strings (no need to convert them into an integer identifier)
- token frequency defaults to 1.0, and can be optionally specified after a colon (:)
- namespaces (*Batch.class\_id*) can be identified by a pipe (|)

#### Example 1

```
doc1 Alpha Bravo:10 Charlie:5 |author Ola_Nordmann
doc2 Bravo:5 Delta Echo:3 |author Ivan_Ivanov
```

#### Example 2

```
user123 |track-like track2 track5 track7 |track-play track1:10 track2:25 track3:2_
↪track7:8 |track-skip track2:3 track8:1 |artist-like artist4:2 artist5:6 |artist-
↪play artist4:100 artist5:20
user345 |track-like track2 track5 track7 |track-play track1:10 track2:25 track3:2_
↪track7:8 |track-skip track2:3 track8:1 |artist-like artist4:2 artist5:6 |artist-
↪play artist4:100 artist5:20
```

- putting tokens in each document in their natural order without specifying token frequencies will lead to model with sequential texts (not Bag-of-words)

#### Example 3

```
doc1 this text will be processed not as bag of words | Some_Author
```

2. **UCI Bag-of-words** format consists of two files - `vocab.*.txt` and `docword.*.txt`. The format of the `docword.*.txt` file is 3 header lines, followed by NNZ triples:

```
D
W
NNZ
docID wordID count
docID wordID count
...
docID wordID count
```

The file must be sorted on `docID`. Values of `wordID` must be unity-based (not zero-based). The format of the `vocab.*.txt` file is line containing `wordID=n`. Note that words must not have spaces or tabs. In `vocab.*.txt` file it is also possible to specify the namespace (*Batch.class\_id*) for tokens, as it is shown in this example:

```
token1 @default_class
token2 custom_class
token3 @default_class
token4
```

Use space or tab to separate token from its class. Token that are not followed by class label automatically get “@default\_class” as a label (see “token4” in the example).

**Unicode support.** For non-ASCII characters save `vocab.*.txt` file in **UTF-8** format.

3. **Batches** (binary BigARTM-specific format).

This is compact and efficient format, based on several protobuf messages in public BigARTM interface (*Batch* and *Item*).

- A batch is a collection of several items
- An item is a collection of pairs (`token_id`, `token_weight`).

Note that the batch has its local dictionary, `batch.token`. This dictionary which maps `token_id` into the actual token. In order to create a batch from textual files involve one needs to find all distinct words, and map them into sequential indices.

`batch.id` must be set to a unique GUID in a format of 00000000-0000-0000-0000-000000000000.

- **Datasets**

Download one of the following datasets to start experimenting with BigARTM. Note that `docword.*` and `vocab.*` files indicate UCI BOW format, while `vw.*` file indicate Vowpal Wabbit format.

Task	Source	#Words	#Items	Files
kos	UCI	6906	3430	<ul style="list-style-type: none"> <li>- docword.kos.txt.gz (1 MB)</li> <li>- vocab.kos.txt (54 KB)</li> </ul>
nips	UCI	12419	1500	<ul style="list-style-type: none"> <li>- docword.nips.txt.gz (2.1 MB)</li> <li>- vocab.nips.txt (98 KB)</li> </ul>
enron	UCI	28102	39861	<ul style="list-style-type: none"> <li>- docword.enron.txt.gz (11.7 MB)</li> <li>- vocab.enron.txt (230 KB)</li> </ul>
nytimes	UCI	102660	300000	<ul style="list-style-type: none"> <li>- docword.nytimes.txt.gz (223 MB)</li> <li>- vocab.nytimes.txt (1.2 MB)</li> </ul>
pubmed	UCI	141043	8200000	<ul style="list-style-type: none"> <li>- docword.pubmed.txt.gz (1.7 GB)</li> <li>- vocab.pubmed.txt (1.3 MB)</li> </ul>
wiki	Gensim	100000	3665223	<ul style="list-style-type: none"> <li>- vw.wiki-en.txt.zip (1.8 GB)</li> </ul>
wiki_enru	Wiki	196749	216175	<ul style="list-style-type: none"> <li>- vw.wiki_enru.txt.zip (285 MB)</li> </ul>
eurlex	eurlex	19800	21000	<ul style="list-style-type: none"> <li>- vw.eurlex.txt.zip (13 MB)</li> <li>- vw.eurlex-test.txt.zip (13 MB)</li> </ul>
lastfm	lastfm		1k, 360k	<ul style="list-style-type: none"> <li>- vw.lastfm_1k.txt.zip (100 MB)</li> <li>- vw.lastfm_360k.txt.zip (330 MB)</li> </ul>
<b>4.1. Input Data Formats and Datasets</b>				

## 4.2 BigARTM Command Line Utility

This document provides an overview of `bigartm` command-line utility shipped with BigARTM.

For a detailed description of `bigartm` command line interface refer to [bigartm.exe notebook](#) (in Russian).

In brief, you need to download some input data (a textual collection represented in bag-of-words format). We recommend to download sample collections in **vowpal wabbit** format by links provided in [Downloads](#) section of the tutorial. Then you can use `bigartm` as described by `bigartm --help`. You may also get more information about builtin regularizers by typing `bigartm --help --regularizer`.

### • Gathering of Co-occurrence Statistics File

In order to gather co-occurrence statistics files you need to have 2 files: collection in Vowpal Wabbit format and file of tokens (so called “*vocab*”) in UCI format. Vocab is needed to filter tokens of collection, which means that co-occurrence won’t be calculated if some pair isn’t presented in vocab. There are 2 types of co-occurrences available now: `tf` and `df` (see description below). Also you may want to calculate Positive PMI of gathered co-occurrence values. This information can be useful if you want to use co-occurrence dictionary in coherence computation. The utility produces files with pointwise information in as pseudocollection in Vowpal Wabbit format.

**Note:** If you want to compute co-occurrences of tokens of **non-default modality**, you should specify that modalities in vocab file. For more information about UCI files format, please visit [Input Data Formats and Datasets](#).

Here is a combination of command line keys that allows you to build co-occurrence dictionaries:

```
bigartm -c vw -v vocab --cooc-window 10 --cooc-min-tf 200 --write-cooc-tf cooc_tf_ --
↪ cooc-min-df 200 --write-cooc-df cooc_df_ --write-ppmi-tf ppmi_tf_ --write-ppmi-df_
↪ ppmi_df_
```

Numbers and names of files can be changed, it’s just an example. To know the description of each key, see below in table of all available keys.

Also you can look at launchable examples and common mistakes in [bigartm-book](#) (in russian).

### • BigARTM CLI keys

BigARTM v0.9.0 - library **for** advanced topic modeling (<http://bigartm.org>):

#### Input data:

<code>-c [ --read-vw-corpus ] arg</code>	Raw corpus in Vowpal Wabbit format
<code>-d [ --read-uci-docword ] arg</code>	docword file in UCI format
<code>-v [ --read-uci-vocab ] arg</code>	vocab file in UCI format
<code>--read-cooc arg</code>	read co-occurrences format
<code>--batch-size arg (=500)</code>	number of items per batch
<code>--use-batches arg</code>	folder with batches to use

#### Dictionary:

<code>--cooc-min-tf arg (=0)</code>	minimal value of cooccurrences of a pair of tokens that are saved in dictionary of cooccurrences
<code>--cooc-min-df arg (=0)</code>	minimal value of documents in which a specific pair of tokens occurred together closely
<code>--cooc-window arg (=5)</code>	number of tokens around specific token, which are used in calculation of cooccurrences
<code>--dictionary-min-df arg</code>	filter out tokens present in less than

(continues on next page)

(continued from previous page)

<code>--dictionary-max-df arg</code>	N documents / less than P% of documents filter out tokens present in less than N documents / less than P% of documents
<code>--dictionary-size arg (=0)</code>	limit dictionary size by filtering out tokens with high document frequency
<code>--use-dictionary arg</code>	filename of binary dictionary file to use
<b>Model:</b>	
<code>--load-model arg</code>	load model from file before processing
<code>-t [ --topics ] arg (=16)</code>	number of topics
<code>--use-modality arg</code>	modalities (class_ids) and their weights
<code>--predict-class arg</code>	target modality to predict by theta matrix
<b>Learning:</b>	
<code>-p [ --num-collection-passes ] arg (=0)</code>	number of outer iterations (passes through the collection)
<code>--num-document-passes arg (=10)</code>	number of inner iterations (passes through the document)
<code>--update-every arg (=0)</code>	[online algorithm] requests an update of the model after update_every document
<code>--tau0 arg (=1024)</code>	[online algorithm] weight option from online update formula
<code>--kappa arg (=0.699999988)</code>	[online algorithm] exponent option from online update formula
<code>--reuse-theta</code>	reuse theta between iterations
<code>--regularizer arg</code>	regularizers (SmoothPhi, SparsePhi, Smoot hTheta, SparseTheta, Decorrelation)
<code>--threads arg (=1)</code>	number of concurrent processors (default: auto-detect)
<code>--async</code>	invoke asynchronous version of the online algorithm
<b>Output:</b>	
<code>--write-cooc-tf arg</code>	save dictionary of co-occurrences with frequencies of co-occurrences of every specific pair of tokens in whole collection
<code>--write-cooc-df arg</code>	save dictionary of co-occurrences with number of documents in which every specific pair occurred together
<code>--write-ppmi-tf arg</code>	save values of positive pmi of pairs of tokens from cooc_tf dictionary
<code>--write-ppmi-df arg</code>	save values of positive pmi of pairs of tokens from cooc_df dictionary
<code>--save-model arg</code>	save the model to binary file after processing
<code>--save-batches arg</code>	batch folder
<code>--save-dictionary arg</code>	filename of dictionary file
<code>--write-model-readable arg</code>	output the model in a human-readable format
<code>--write-dictionary-readable arg</code>	output the dictionary in a human-readable format

(continues on next page)

(continued from previous page)

<code>--write-predictions arg</code>	write prediction in a human-readable format
<code>--write-class-predictions arg</code>	write class prediction in a human-readable format
<code>--write-scores arg</code>	write scores in a human-readable format
<code>--write-vw-corpus arg</code>	convert batches into plain text file in Vowpal Wabbit format
<code>--force</code>	force overwrite existing output files
<code>--csv-separator arg (=;)</code>	columns separator <b>for</b>
	<code>--write-model-readable</code> and
	<code>--write-predictions</code> . Use <code>\t</code> or TAB to indicate tab.
<code>--score-level arg (=2)</code>	score level (0, 1, 2, or 3
<code>--score arg</code>	scores (Perplexity, SparsityTheta, SparsityPhi, TopTokens, ThetaSnippet, or TopicKernel)
<code>--final-score arg</code>	final scores (same as scores)
Other options:	
<code>-h [ --help ]</code>	display this <b>help</b> message
<code>--rand-seed arg</code>	specify seed <b>for</b> random number generator, use system timer when not specified
<code>--guid-batch-name</code>	applies to save-batches and indicate that batch names should be guids (not sequential codes)
<code>--response-file arg</code>	response file
<code>--paused</code>	start paused and waits <b>for</b> a keystroke (allows to attach a debugger)
<code>--disk-cache-folder arg</code>	disk cache folder
<code>--disable-avx-opt</code>	disable AVX optimization (gives similar behavior of the Processor component to BigARTM v0.5.4)
<code>--time-limit arg (=0)</code>	limit execution <b>time</b> in milliseconds
<code>--log-dir arg</code>	target directory <b>for</b> logging (GLOG_log_dir)
<code>--log-level arg</code>	min logging level (GLOG_minloglevel; <b>INFO</b> =0, <b>WARNING</b> =1, <b>ERROR</b> =2, and <b>FATAL</b> =3)
Examples:	
* Download input data:	
<code>wget https://s3-eu-west-1.amazonaws.com/artm/docword.kos.txt</code>	
<code>wget https://s3-eu-west-1.amazonaws.com/artm/vocab.kos.txt</code>	
<code>wget https://s3-eu-west-1.amazonaws.com/artm/vw.mmro.txt</code>	
<code>wget https://s3-eu-west-1.amazonaws.com/artm/vw.wiki-enru.txt.zip</code>	
* Parse docword and vocab files from UCI bag-of-word format; <b>then</b> fit topic model_	
↳with 20 topics:	
<code>bigartm -d docword.kos.txt -v vocab.kos.txt -t 20 --num_collection_passes 10</code>	
* Parse VW format; <b>then</b> save the resulting batches and dictionary:	
<code>bigartm --read-vw-corpus vw.mmro.txt --save-batches mmro_batches --save-dictionary_</code>	
↳mmro.dict	
* Parse VW format from standard input; note usage of single dash '-' after --read-vw-	
↳corpus:	

(continues on next page)

(continued from previous page)

```

cat vw.mmro.txt | bigartm --read-vw-corpus - --save-batches mmro2_batches --save-
↪dictionary mmro2.dict

* Re-save batches back into VW format:
bigartm --use-batches mmro_batches --write-vw-corpus vw.mmro.txt

* Parse only specific modalities from VW file, and save them as a new VW file:
bigartm --read-vw-corpus vw.wiki-enru.txt --use-modality @russian --write-vw-corpus_
↪vw.wiki-ru.txt

* Load and filter the dictionary on document frequency; save the result into a new_
↪file:
bigartm --use-dictionary mmro.dict --dictionary-min-df 5 dictionary-max-df 40% --
↪save-dictionary mmro-filter.dict

* Load the dictionary and export it in a human-readable format:
bigartm --use-dictionary mmro.dict --write-dictionary-readable mmro.dict.txt

* Use batches to fit a model with 20 topics; then save the model in a binary format:
bigartm --use-batches mmro_batches --num_collection_passes 10 -t 20 --save-model_
↪mmro.model

* Load the model and export it in a human-readable format:
bigartm --load-model mmro.model --write-model-readable mmro.model.txt

* Load the model and use it to generate predictions:
bigartm --read-vw-corpus vw.mmro.txt --load-model mmro.model --write-predictions_
↪mmro.predict.txt

* Fit model with two modalities (@default_class and @target), and use it to predict_
↪@target label:
bigartm --use-batches <batches> --use-modality @default_class,@target --topics 50 --
↪num_collection_passes 10 --save-model model.bin
bigartm --use-batches <batches> --use-modality @default_class,@target --topics 50 --
↪load-model model.bin
--write-predictions pred.txt --csv-separator=tab
--predict-class @target --write-class-predictions pred_class.txt --score_
↪ClassPrecision

* Fit simple regularized model (increase sparsity up to 60-70%):
bigartm -d docword.kos.txt -v vocab.kos.txt --dictionary-max-df 50% --dictionary-
↪min-df 2
--num_collection_passes 10 --batch-size 50 --topics 20 --write-model-
↪readable model.txt
--regularizer "0.05 SparsePhi" "0.05 SparseTheta"

* Fit more advanced regularize model, with 10 sparse objective topics, and 2 smooth_
↪background topics:
bigartm -d docword.kos.txt -v vocab.kos.txt --dictionary-max-df 50% --dictionary-
↪min-df 2
--num_collection_passes 10 --batch-size 50 --topics obj:10;background:2 --
↪write-model-readable model.txt
--regularizer "0.05 SparsePhi #obj"
--regularizer "0.05 SparseTheta #obj"
--regularizer "0.25 SmoothPhi #background"
--regularizer "0.25 SmoothTheta #background"

```

(continues on next page)

(continued from previous page)

```
* Upgrade batches in the old format (from folder 'old_folder' into 'new_folder'):
  bigartm --use-batches old_folder --save-batches new_folder

* Configure logger to output into stderr:
  tset GLOG_logtostderr=1 & bigartm -d docword.kos.txt -v vocab.kos.txt -t 20 --num_
  ↳collection_passes 10
```

#### Additional information about regularizers:

```
>bigartm.exe --regularizer --help
List of regularizers available in BigARTM CLI:

--regularizer "tau SmoothTheta #topics"
--regularizer "tau SparseTheta #topics"
--regularizer "tau SmoothPhi #topics @class_ids !dictionary"
--regularizer "tau SparsePhi #topics @class_ids !dictionary"
--regularizer "tau Decorrelation #topics @class_ids"
--regularizer "tau TopicSelection #topics"
--regularizer "tau LabelRegularization #topics @class_ids !dictionary"
--regularizer "tau ImproveCoherence #topics @class_ids !dictionary"
--regularizer "tau Biterms #topics @class_ids !dictionary"
```

List of regularizers available in BigARTM, but not exposed in CLI:

```
--regularizer "tau SpecifiedSparsePhi"
--regularizer "tau SmoothPtdw"
--regularizer "tau HierarchySparsingTheta"
```

If you are interested to see any of these regularizers in BigARTM CLI please send a **message** to [bigartm-users@googlegroups.com](mailto:bigartm-users@googlegroups.com).

By default all regularizers act on the full **set** of topics and modalities. To limit action onto specific **set** of topics use **hash sign (#)**, followed by list of topics (**for** example, **#topic1;topic2**) or **topic groups (#obj)**. Similarly, to limit action onto specific **set** of class ids use at sign (@), by the list of class ids (**for** example, **@default\_class**). Some regularizers accept a dictionary. To specify the dictionary use **exclamation mark (!)**, followed by the path to the dictionary (.dict file in your file system). Depending on regularizer the dictionary can be either optional or required. Some regularizers expect an dictionary with tokens and their frequencies; Other regularizers expect an dictionary with tokens co-occurencies; For more information about regularizers refer to wiki-page:

<https://github.com/bigartm/bigartm/wiki/Implemented-regularizers>

To get full **help** run ``bigartm --help`` without `--regularizer` switch.

## 4.3 Python Tutorial

For more detailes about `artm.LDA`, `artm.ARTM`, `artm.BatchVectorizer` and `artm.Dictionary` see *Python Interface* and *Python Guide*.

### LDA (most simple)

`artm.LDA` was designed for non-advanced users with minimal knowledge about topic modeling and ARTM. It is a cutted version of `artm.ARTM` model with pre-defined scores and regularizers. `artm.LDA` has enough abilities for fitting the LDA with regularizers of smoothing/sparsing of  $\Phi$  and  $\Theta$  matrices with offline or online algorithms. Also it can compute scores of perplexity, matrices sparsities and most probable tokens in each topic, and return the whole resulting matrices.

Let's make a simple model experiment with 'kos' collection in UCI format (see [Input Data Formats and Datasets](#)). You will need two files: `docword.kos.txt` `vocab.kos.txt`. Both these files should be put into the same directory with this notebook. Let's import the `artm` module, create `BatchVectorizer` and run dictionary gathering inside of it (if you are interested in the details, you need to read information from given links):

```
import artm

batch_vectorizer = artm.BatchVectorizer(data_path='.', data_format='bow_uci',
                                       collection_name='kos', target_folder='kos_
↳batches')
```

Now let's create the model by defining the number of topics, number of passes through each document, hyperparameters of smoothing of  $\Phi$  and  $\Theta$  and dictionary to use. Also let's ask the model to store  $\Theta$  matrix to have an ability to look at it in the future. Also you can set here the `num_processors` parameter, which defines the number of threads to be used on your machine for parallelizing the computing:

```
lda = artm.LDA(num_topics=15, alpha=0.01, beta=0.001, cache_theta=True,
              num_document_passes=5, dictionary=batch_vectorizer.dictionary)
```

Well, let's run the learning process using offline algorithm:

```
lda.fit_offline(batch_vectorizer=batch_vectorizer, num_collection_passes=10)
```

That's all, the fitting is over. You can iterate this process, edit model parameters etc. Now you are able to look at the results of modeling. For instance, let's look at final values of matrices sparsities:

```
lda.sparsity_phi_last_value
lda.sparsity_theta_last_value
```

Or at all values of perplexity (e.g. on each collection pass):

```
lda.perplexity_value
```

You can see the most probable tokens in each topic, at last. They are returned as list of lists of strings (each internal list corresponds to one topic by order). Let's output them with pre-formatting:

```
top_tokens = lda.get_top_tokens(num_tokens=10)
for i, token_list in enumerate(top_tokens):
    print 'Topic #{0}: {1}'.format(i, token_list)
```

To get the matrices you can use the following calls:

```
phi = lda.phi_
theta = lda.get_theta()
```

Here's two more abilities of `artm.LDA`.

At first, it is the ability to create  $\Theta$  matrix for new documents after the model was fitted:

```
batch_vectorizer = artm.BatchVectorizer(data_path='kos_batches_test')
theta_test = lda.transform(batch_vectorizer=test_batch_vectorizer)
```

Secondly, in the case, when you need a custom regularization of each topic in  $\Phi$  matrix, you need to set `beta` a list instead of scalar value. The list should have the length equal to the number of topics, and then each topic will be regularized with corresponding coefficient:

```
beta = [0.1] * num_topics # change as you need
lda = artm.LDA(num_topics=15, alpha=0.01, beta=beta, num_document_passes=5,
               dictionary=batch_vectorizer.dictionary, cache_theta=True)
```

## ARTM

This is a simple example of usage of `artm.ARTM`, a full-power Python API for BigARTM library. Let's learn two topic models of text collections, ARTM and PLSA, and compare them.

One of the important measures is the perplexity. Nevertheless it's not the only way to check the quality of the model learning. The list of implemented scores can be found in [Scores Description](#) and there interfaces are described in [Scores](#). We'll use perplexity, sparsities of  $\Phi$  and  $\Theta$ , topic kernel scores (the higher values of sparsities and average purity and contrast means the more interpretable model).

The goal of the experiment is to learn the ARTM model in the way to obtain better values of sparsities and kernel characteristics, than in PLSA, without significant decline of the perplexity.

The main tool to control the learning process is the regularization. The list of currently implemented regularizers can be found in [Regularizers Description](#) and there interfaces are described in [Regularizers](#). We will use `SmoothSparsePhi`, `SmoothSparseTheta` and `DecorrelationPhi` regularizers. ARTM without the regularization corresponds the PLSA model.

Let's use the same 'kos' collection, that was described above. At first let's import all necessary modules (make sure you have the BigARTM Python API in your PATH variable):

```
%matplotlib inline
import glob
import os
import matplotlib.pyplot as plt

import artm
```

Library Python API similarly to scikit-learn algorithms represents input data in the form of one class called `BatchVectorizer`. This class object gets batches or UCI / VW files or  $n_{dw}$  matrix as inputs and is used as input parameter in all methods. If the given data is not batches, the object will create them and store to disk.

So let's create the object of `artm.BatchVectorizer`:

```
batch_vectorizer = None
if len(glob.glob(os.path.join('kos', '*.batch'))) < 1:
    batch_vectorizer = artm.BatchVectorizer(data_path='', data_format='bow_uci',
                                           collection_name='kos', target_folder='kos'
                                           ↪)
else:
    batch_vectorizer = artm.BatchVectorizer(data_path='kos', data_format='batches')
```

ARTM is a class, that represents BigARTM Python API. Allows to use almost all library abilities in scikit-learn style. Let's create two topic models for our experiments. The most important parameter of the model is the number of topics. Optionally the user can define the list of regularizers and quality measures (scores) to be used in this model. This step can be done later. Note, that each model defines its own namespace for names of regularizers and scores.

```
dictionary = batch_vectorizer.dictionary
topic_names = ['topic_{}'.format(i) for i in xrange(15)]

model_plsa = artm.ARTM(topic_names=topic_names, cache_theta=True,
```

(continues on next page)

(continued from previous page)

```

        scores=[artm.PerplexityScore(name='PerplexityScore',
                                     dictionary=dictionary)])

model_artm = artm.ARTM(topic_names=topic_names, cache_theta=True,
                       scores=[artm.PerplexityScore(name='PerplexityScore',
                                                     dictionary=dictionary)],
                       regularizers=[artm.SmoothSparseThetaRegularizer(name=
→ 'SparseTheta',
                                                                    tau=-0.15)])

```

Dictionary is the object of BigARTM, containing the information about the collection (vocabulary, different counters and values, linked to tokens). Provided dictionary will be used for  $\Phi$  matrix initialization. It means:

- the  $\Phi$  matrix with the name 'pwt' will be created with numbers of rows and columns corresponding the numbers of tokens in the dictionary and topics in the model;
- this matrix will be filled with random values from (0, 1) and normalized.

Matrix will be initialized during first call of `ARTM.fit_offline()` or `ARTM.fit_online()`.

As it was said earlier, ARTM provides the ability to use all the scores of BigARTM. Once the score was included into model, the model will save all its values, obtained at the time of each  $\Phi$  matrix update. Let's add the scores we need for our experiment (only ones, missed in the constructors):

```

model_plsa.scores.add(artm.SparsityPhiScore(name='SparsityPhiScore'))
model_plsa.scores.add(artm.SparsityThetaScore(name='SparsityThetaScore'))
model_plsa.scores.add(artm.TopicKernelScore(name='TopicKernelScore',
                                             probability_mass_threshold=0.3))

model_artm.scores.add(artm.SparsityPhiScore(name='SparsityPhiScore'))
model_artm.scores.add(artm.SparsityThetaScore(name='SparsityThetaScore'))
model_artm.scores.add(artm.TopicKernelScore(name='TopicKernelScore',
                                             probability_mass_threshold=0.3))

```

Now we'll do the same thing with the regularizers for `artm_model` (let's set their start coefficients of the regularization, these values can be changed later):

```

model_artm.regularizers.add(artm.SmoothSparsePhiRegularizer(name='SparsePhi', tau=-0.
→ 1))
model_artm.regularizers.add(artm.DecorrelatorPhiRegularizer(name='DecorrelatorPhi',
→ tau=1.5e+5))

```

Now we'll try to learn the model in offline mode (e.g. with one  $\Phi$  matrix update during one path through the whole collection). Let's start with 15 passes:

```

model_plsa.num_document_passes = 1
model_artm.num_document_passes = 1

model_plsa.fit_offline(batch_vectorizer=batch_vectorizer, num_collection_passes=15)
model_artm.fit_offline(batch_vectorizer=batch_vectorizer, num_collection_passes=15)

```

Let's check the results of first part of learning process by comparing the values of scores of both models:

```

def print_measures(model_plsa, model_artm):
    print 'Sparsity Phi: {0:.3f} (PLSA) vs. {1:.3f} (ARTM)'.format(
        model_plsa.score_tracker['SparsityPhiScore'].last_value,
        model_artm.score_tracker['SparsityPhiScore'].last_value)

```

(continues on next page)

(continued from previous page)

```

print 'Sparsity Theta: {0:.3f} (PLSA) vs. {1:.3f} (ARTM)'.format(
    model_plsa.score_tracker['SparsityThetaScore'].last_value,
    model_artm.score_tracker['SparsityThetaScore'].last_value)

print 'Kernel contrast: {0:.3f} (PLSA) vs. {1:.3f} (ARTM)'.format(
    model_plsa.score_tracker['TopicKernelScore'].last_average_contrast,
    model_artm.score_tracker['TopicKernelScore'].last_average_contrast)

print 'Kernel purity: {0:.3f} (PLSA) vs. {1:.3f} (ARTM)'.format(
    model_plsa.score_tracker['TopicKernelScore'].last_average_purity,
    model_artm.score_tracker['TopicKernelScore'].last_average_purity)

print 'Perplexity: {0:.3f} (PLSA) vs. {1:.3f} (ARTM)'.format(
    model_plsa.score_tracker['PerplexityScore'].last_value,
    model_artm.score_tracker['PerplexityScore'].last_value)

plt.plot(xrange(model_plsa.num_phi_updates),
         model_plsa.score_tracker['PerplexityScore'].value, 'b--',
         xrange(model_artm.num_phi_updates),
         model_artm.score_tracker['PerplexityScore'].value, 'r--', linewidth=2)
plt.xlabel('Iterations count')
plt.ylabel('PLSA perp. (blue), ARTM perp. (red)')
plt.grid(True)
plt.show()

print_measures(model_plsa, model_artm)

```

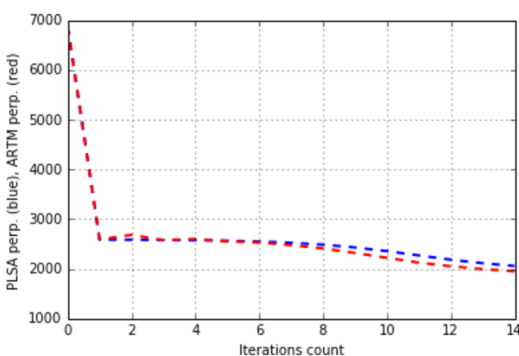
artm.ScoreTracker is an object in model, that allows to retrieve values of your scores. The detailed information can be found in [Score Tracker](#).

The call will have the following result:

```

Sparsity Phi: 0.000 (PLSA) vs. 0.469 (ARTM)
Sparsity Theta: 0.000 (PLSA) vs. 0.001 (ARTM)
Kernel contrast: 0.466 (PLSA) vs. 0.525 (ARTM)
Kernel purity: 0.215 (PLSA) vs. 0.359 (ARTM)
Perplexity: 2058.027 (PLSA) vs. 1950.717 (ARTM)

```



We can see, that we have an improvement of sparsities and kernel measures, and the downgrade of the perplexion isn't big. Let's try to increase the absolute values of regularization coefficients:

```

model_artm.regularizers['SparsePhi'].tau = -0.2
model_artm.regularizers['SparseTheta'].tau = -0.2

```

(continues on next page)

(continued from previous page)

```
model_artm.regularizers['DecorrelatorPhi'].tau = 2.5e+5
```

Besides that let's include into each model the `artm.TopTokenScore` measure, which allows to look at the most probable tokens in each topic:

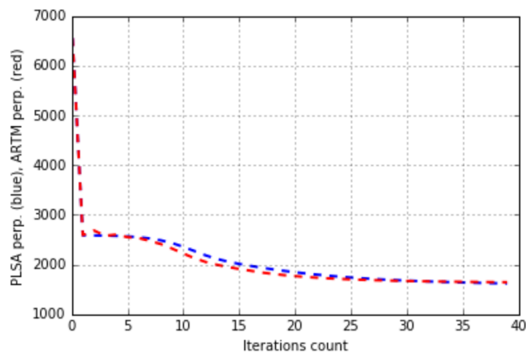
```
model_plsa.scores.add(artm.TopTokenScore(name='TopTokenScore', num_tokens=6))
model_artm.scores.add(artm.TopTokenScore(name='TopTokenScore', num_tokens=6))
```

We'll continue the learning process with 25 passes through the collection, and then will look at the values of the scores:

```
model_plsa.fit_offline(batch_vectorizer=batch_vectorizer, num_collection_passes=25)
model_artm.fit_offline(batch_vectorizer=batch_vectorizer, num_collection_passes=25)

print_measures(model_plsa, model_artm)
```

```
Sparsity Phi: 0.093 (PLSA) vs. 0.841 (ARTM)
Sparsity Theta: 0.000 (PLSA) vs. 0.023 (ARTM)
Kernel contrast: 0.640 (PLSA) vs. 0.740 (ARTM)
Kernel purity: 0.674 (PLSA) vs. 0.822 (ARTM)
Perplexity: 1619.031 (PLSA) vs. 1644.220 (ARTM)
```



Besides let's plot the changes of matrices sparsities by iterations:

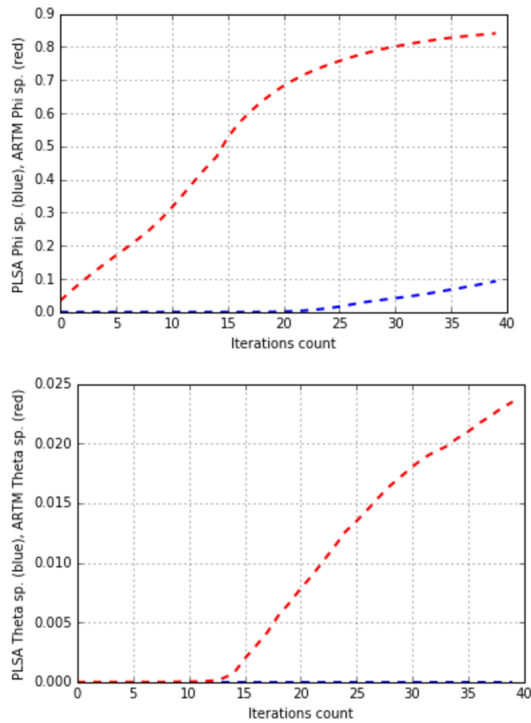
```
plt.plot(xrange(model_plsa.num_phi_updates),
         model_plsa.score_tracker['SparsityPhiScore'].value, 'b--',
         xrange(model_artm.num_phi_updates),
         model_artm.score_tracker['SparsityPhiScore'].value, 'r--', linewidth=2)

plt.xlabel('Iterations count')
plt.ylabel('PLSA Phi sp. (blue), ARTM Phi sp. (red)')
plt.grid(True)
plt.show()

plt.plot(xrange(model_plsa.num_phi_updates),
         model_plsa.score_tracker['SparsityThetaScore'].value, 'b--',
         xrange(model_artm.num_phi_updates),
         model_artm.score_tracker['SparsityThetaScore'].value, 'r--', linewidth=2)

plt.xlabel('Iterations count')
plt.ylabel('PLSA Theta sp. (blue), ARTM Theta sp. (red)')
plt.grid(True)
plt.show()
```

The output:



It seems that achieved result is enough. The regularization helped us to improve all scores with quite small perplexity downgrade. Let's look at top-tokens:

```
for topic_name in model_plsa.topic_names:
    print topic_name + ': ',
    print model_plsa.score_tracker['TopTokensScore'].last_tokens[topic_name]
```

```
topic_0: [u'year', u'tax', u'jobs', u'america', u'president', u'issues']
topic_1: [u'people', u'war', u'service', u'military', u'rights', u'vietnam']
topic_2: [u'november', u'electoral', u'account', u'polls', u'governor', u'contact']
topic_3: [u'republican', u'gop', u'senate', u'senator', u'south', u'conservative']
topic_4: [u'people', u'time', u'country', u'speech', u'talking', u'read']
topic_5: [u'dean', u'democratic', u'edwards', u'primary', u'kerry', u'clark']
topic_6: [u'state', u'party', u'race', u'candidates', u'candidate', u'elections']
topic_7: [u'administration', u'president', u'years', u'bill', u'white', u'cheney']
topic_8: [u'campaign', u'national', u'media', u'local', u'late', u'union']
topic_9: [u'house', u'million', u'money', u'republican', u'committee', u'delay']
topic_10: [u'republicans', u'vote', u'senate', u'election', u'democrats', u'house']
topic_11: [u'iraq', u'war', u'american', u'iraqi', u'military', u'intelligence']
topic_12: [u'kerry', u'poll', u'percent', u'voters', u'polls', u'numbers']
topic_13: [u'news', u'time', u'asked', u'political', u'washington', u'long']
topic_14: [u'bush', u'general', u'bushs', u'kerry', u'oct', u'states']
```

```
for topic_name in model_artm.topic_names:
    print topic_name + ': ',
    print model_artm.score_tracker['TopTokensScore'].last_tokens[topic_name]
```

```
topic_0: [u'party', u'political', u'issue', u'tax', u'america', u'issues']
topic_1: [u'people', u'military', u'official', u'officials', u'service', u'public']
topic_2: [u'electoral', u'governor', u'account', u'contact', u'ticket', u'experience
↪']
```

(continues on next page)

(continued from previous page)

```

topic_3: [u'gop', u'convention', u'senator', u'debate', u'south', u'sen']
topic_4: [u'country', u'speech', u'bad', u'read', u'end', u'talking']
topic_5: [u'democratic', u'dean', u'john', u'edwards', u'primary', u'clark']
topic_6: [u'percent', u'race', u'candidates', u'candidate', u'win', u'nader']
topic_7: [u'administration', u'years', u'white', u'year', u'bill', u'jobs']
topic_8: [u'campaign', u'national', u'media', u'press', u'local', u'ads']
topic_9: [u'house', u'republican', u'million', u'money', u'elections', u'district']
topic_10: [u'november', u'poll', u'senate', u'republicans', u'vote', u'election']
topic_11: [u'iraq', u'war', u'american', u'iraqi', u'security', u'united']
topic_12: [u'bush', u'kerry', u'general', u'president', u'voters', u'bushs']
topic_13: [u'time', u'news', u'long', u'asked', u'washington', u'political']
topic_14: [u'state', u'states', u'people', u'oct', u'fact', u'ohio']

```

We can see, that topics are approximately equal in terms of interpretability, but they are more different in ARTM.

Let's extract the  $\Phi$  matrix as `pandas.DataFrame` and print it (to do this operation with more options use `ARTM.get_phi()`):

```
print model_artm.phi_
```

	topic_0	topic_1	topic_2	topic_3	topic_4	topic_5 \
parentheses	0.000000	0.000000	0.000000	0.000000	0.000000	0.000277
opinion	0.000000	0.000000	0.000000	0.000000	0.000000	0.000000
attitude	0.000000	0.000000	0.000000	0.000000	0.000000	0.000000
held	0.000000	0.000385	0.000000	0.000000	0.000000	0.000000
impeachment	0.000000	0.000115	0.000000	0.000000	0.000000	0.000000
...	...	...	...	...	...	...
aft	0.000000	0.000000	0.000000	0.000000	0.000000	0.000419
spindizzy	0.000000	0.000000	0.000647	0.000000	0.000000	0.000000
barnes	0.000000	0.000000	0.000000	0.000792	0.000000	0.000000
barbour	0.000000	0.000000	0.000000	0.000000	0.000000	0.000000
kroll	0.000000	0.000317	0.000000	0.000000	0.000000	0.000000

	topic_12	topic_13	topic_14
parentheses	0.000000	0.000000e+00	0.000000
opinion	0.002908	0.000000e+00	0.000346
attitude	0.000000	0.000000e+00	0.000000
held	0.000526	0.000000e+00	0.000000
impeachment	0.000000	0.000000e+00	0.000396
...	...	...	...
aft	0.000000	0.000000e+00	0.000000
spindizzy	0.000000	0.000000e+00	0.000000
barnes	0.000000	0.000000e+00	0.000000
barbour	0.000000	0.000000e+00	0.000451
kroll	0.000000	0.000000e+00	0.000000

You can additionally extract  $\Theta$  matrix and print it:

```
theta_matrix = model_artm.get_theta()
print theta_matrix
```

The model can be used to find  $\theta_d$  vectors for new documents via `ARTM.transform()` method:

```

test_batch_vectorizer = artm.BatchVectorizer(data_format='batches',
                                             data_path='kos_test',
                                             batches=['test_docs.batch'])
test_theta_matrix = model_artm.transform(batch_vectorizer=test_batch_vectorizer)

```

Topic modeling task has an infinite set of solutions. It gives us a freedom in our choice. Regularizers give an opportunity to get the result, that satisfies several criteria (such as sparsity, interpretability) at the same time.

Shown example is a demonstrative one, one can choose more flexible strategies of regularization to get better result. The experiments with other, bigger collection can be proceeded in the same way as it was described above.

See *Python Guide* for further reading, as it was mentioned above.

## 4.4 Python Guide

### 4.4.1 1. Loading Data: BatchVectorizer and Dictionary

Detailed description of all parameters and methods of BigARTM Python API classes can be found in *Python Interface*.

- **BatchVectorizer:**

Before starting modeling we need to convert you data in the library format. At first you need to read about supporting formats for source data in *Input Data Formats and Datasets*. It's your task to prepare your data in one of these formats. As you had transformed your data into one of source formats, you can convert them in the BigARTM internal format (batches of documents) using `BatchVectorizer` class object.

Really you have one more simple way to process your collection, if it is not too big and you don't need to store it in batches. To use it you need to archive two variables: `numpy.ndarray n_wd` with  $n_{wd}$  counters and corresponding Python dict with vocabulary (key - index of `numpy.ndarray`, value - corresponding token). The simplest way to get these data is sklearn `CountVectorizer` usage (or some similar class from sklearn).

If you have archived described variables run following code:

```
batch_vectorizer = artm.BatchVectorizer(data_format='bow_n_wd',
                                       n_wd=n_wd,
                                       vocabulary=vocabulary)
```

If you have data in UCI format (e.g. `vocab.my_collection.txt` and `docword.my_collection.txt` files), that were put into the same directory with your script or notebook, you can create batches using the following code:

```
batch_vectorizer = artm.BatchVectorizer(data_path='',
                                       data_format='bow_uci',
                                       collection_name='my_collection',
                                       target_folder='my_collection_batches')
```

The built-in library parser converted your data into batches and covered them with the `BatchVectorizer` class object, that is a general input data type for all methods of Python API. The batches were places in the directory, you specified in the `target_folder` parameter.

If you have the source file in the Vowpal Wabbit data format, you can use the following command:

```
batch_vectorizer = artm.BatchVectorizer(data_path='',
                                       data_format='vowpal_wabbit',
                                       target_folder='my_collection_batches')
```

The result is fully the same, as it was described above.

---

**Note:** If you had created batches ones, you shouldn't launch this process any more, because it spends many time while dealing with large collection. You can run the following code instead. It will create the `BatchVectorizer` object using the existing batches (this operation is very quick):

```
batch_vectorizer = artm.BatchVectorizer(data_path='my_collection_batches',
                                       data_format='batches')
```

- **Dictionary:**

The next step is to create `Dictionary`. This is a data structure containing the information about all unique tokens in the collection. The dictionary is generating outside the model, and this operation can be done in different ways (load, create, gather). The most basic case is to gather dictionary using batches directory. You need to do this operation only once when starting working with new collection. Use the following code:

```
dictionary = artm.Dictionary()
dictionary.gather(data_path='my_collection_batches')
```

In this case the token order in the dictionary (and in further  $\Phi$  matrix) will be random. If you'd like to specify some order, you need to create the vocab file (see UCI format), containing all unique tokens of the collection in necessary order, and run the code below (assuming your file has `vocab.txt` name and located in the same directory with your code):

```
dictionary = artm.Dictionary()
dictionary.gather(data_path='my_collection_batches',
                 vocab_file_path='vocab.txt')
```

Take into consideration the fact that library will ignore any token from batches, that was not presented into vocab file, if you used it. `Dictionary` contains a lot of useful information about the collection. For example, each unique token in it has the corresponding variable - value. When BigARTM gathers the dictionary, it puts the relative frequency of this token in this variable. You can read about the use-cases of this variable in further sections.

Now you have a dictionary. It can be saved on the disk to prevent it's re-creation. You can save it in the binary format:

```
dictionary.save(dictionary_path='my_collection_batches/my_dictionary')
```

Or in the textual one (if you'd like to see the gathered data, for example):

```
dictionary.save_text(dictionary_path='my_collection_batches/my_dictionary.txt')
```

Saved dictionary can be loaded back. The code for binary file looks as following:

```
dictionary.load(dictionary_path='my_collection_batches/my_dictionary.dict')
```

For textual dictionary you can run the following code:

```
dictionary.load_text(dictionary_path='my_collection_batches/my_dictionary.txt')
```

Besides looking the content of the textual dictionary, you also can moderate it (for example, change the value of value field). After you load the dictionary back, these changes will be used.

**Note:** All described ways of generating batches automatically generate dictionary. You can use it by typing:

```
batch_vectorizer.dictionary
```

If you don't want to create this dictionary, set `gather_dictionary` parameter in the constructor of `BatchVectorizer` to `False`. But this flag will be ignored if `data_format == bow_n_wd`, as it is the only possible way to generate dictionary in this case.

## 4.4.2 2. Base PLSA Model with Perplexity Score

Detailed description of all parameters and methods of BigARTM Python API classes can be found in [Python Interface](#).

At this moment you need to have next objects:

- directory with `my_collection_batches` name, containing batches and dictionary in binary file `my_dictionary.dict`; the directory should have the same location with your code file;
- Dictionary variable `my_dictionary`, containing this dictionary (gathered or loaded);
- BatchVectorizer variable `batch_vectorizer` (the same we have created earlier).

If everything is OK, let's start creating the model. Firstly you need to read the specification of the ARTM class, which represents the model. Then you can use the following code to create the model:

```
model = artm.ARTM(num_topics=20, dictionary=my_dictionary)
```

Now you have created the model, containing  $\Phi$  matrix with size “number of words in your dictionary”  $\times$  “number of topics” (20). This matrix was randomly initialized. Note, that by default the random seed for initialization is fixed to archive the ability to re-run the experiments and get the same results. If you want to have another random start values, use the seed parameter of the ARTM class (it's different non-negative integer values leads to different initializations).

From this moment we can start learning the model. But typically it is useful to enable some scores for monitoring the quality of the model. Let's use the perplexity now.

You can deal with scores using the `scores` field of the ARTM class. The score of perplexity can be added in next way:

```
model.scores.add(artm.PerplexityScore(name='my_first_perplexity_score',  
                                     dictionary=my_dictionary))
```

Note, that perplexity should be enabled strongly in described way (you can change other parameters we didn't use here). You can read about it in [Scores Description](#).

---

**Note:** If you try to create the second score with the same name, the `add()` call will be ignored.

---

Now let's start the main act, e.g. the learning of the model. We can do that in two ways: using online algorithm or offline one. The corresponding methods are `fit_online()` and `fit_offline()`. It is assumed, that you know the features of these algorithms, but I will briefly remind you:

- **Offline algorithm:** many passes through the collection, one pass through the single document (optional), only one update of the  $\Phi$  matrix on one collection pass (at the end of the pass). You should use this algorithm while processing a small collection.
- **Online algorithm:** single pass through the collection (optional), many passes through the single document, several updates of the  $\Phi$  matrix during one pass through the collection. Use this one when you deal with large collections, and with collections with quickly changing topics.

We will use the offline learning here and in all further examples in this page (because the correct usage of the online algorithm require a deep knowledge).

Well, let's start training:

```
model.fit_offline(batch_vectorizer=batch_vectorizer, num_collection_passes=10)
```

This code chunk had worked slower, than any previous one. Here we proceeded the first step of the learning, it will be useful to look at the perplexity. We need to use the `score_tracker` field of the ARTM class for this. It remember all the values of all scores on each  $\Phi$  matrix update. These data can be retrieved using the names of scores.

You can extract only the last value:

```
print model.score_tracker['my_fisrt_perplexity_score'].last_value
```

Or you are able to extract the list of all values:

```
print model.score_tracker['my_fisrt_perplexity_score'].value
```

If the perplexity had converged, you can finish the learning process. In other way you need to continue. As it was noted above, the rule to have only one pass over the single document in the online algorithm is optional. Both `fit_offline()` and `fit_online()` methods supports any number of document passes you want to have. To change this number you need to modify the corresponding parameter of the model:

```
model.num_document_passes = 5
```

All following calls of the learning methods will use this change. Let's continue fitting:

```
model.fit_offline(batch_vectorizer=batch_vectorizer, num_collection_passes=15)
```

We continued learning the previous model by making 15 more collection passes with 5 document passes.

You can continue to work with this model in described way. Now one note: if you understand in one moment that your model had degenerated, and you don't want to create the new one, then use the `initialize()` method, that will fill the  $\Phi$  matrix with random numbers and won't change any other things (nor your tunes of the regularizers/scores, nor the history from `score_tracker`):

```
model.initialize(dictionary=my_dictionary)
```

FYI, this method is calling in the ARTM constructor, if you give it the dictionary name parameter. Note, that the change of the seed field will affect the call of `initialize()`.

Also note, that you can pass the name of the dictionary instead of the dictionary object whenever it uses.

```
model.initialize(dictionary=my_dictionary.name)
```

### 4.4.3 3. Regularizers and Scores Usage

Detailed description of all parameters and methods of BigARTM Python API classes can be found in [Python Interface](#). Description of regularizers can be found in [Regularizers Description](#).

The library has a pre-defined set of the regularizers (you can create new ones, if it's necessary, you can read about it in the corresponding notes in [Creating New Regularizer](#)). Now we'll study to use them.

We assume that all the conditions from the head of the section 2. [Base PLSA Model with Perplexity Score](#) are executed. Let's create the model and enable the perplexity score in it:

```
model = artm.ARTM(num_topics=20, dictionary=my_dictionary, cache_theta=False)
model.scores.add(artm.PerplexityScore(name='perplexity_score',
                                     dictionary=my_dictionary))
```

I should note the the `cache_theta` flag: it's allow you to save your  $\Theta$  matrix in the memory or not. If you have large collection, it can be impossible to store it's  $\Theta$  in the memory, and in case of short collection it can be useful to look at it. Default value is `False`. In the cases, when you need to use  $\Theta$  matrix, but it is too big, you can use `ARTM.transform()` method (it will be discussed later).

Now let's try to add other scores, because the perplexity is not the only one to be used.

Let's add the scores of sparsity of  $\Phi$  and  $\Theta$  matrices and the information about the most probable tokens in each topic (top-tokens):

```
model.scores.add(artm.SparsityPhiScore(name='sparsity_phi_score'))
model.scores.add(artm.SparsityThetaScore(name='sparsity_theta_score'))
model.scores.add(artm.TopTokensScore(name='top_tokens_score'))
```

Scores have many useful parameters. For instance, they can be calculated on the subsets of topics. Let's count separately the sparsity of the first ten topics in  $\Phi$ . But there's a problem: topics are identifying with their names, and we didn't specify them. If we used the `topic_names` parameter in the constructor (instead of `num_topics` one), we should have such a problem. But the solution is very easy: BigARTM had generated names and put them into the `topic_names` field, so you can use it:

```
model.scores.add(artm.SparsityPhiScore(name='sparsity_phi_score_10_topics', topic_
↪names=model.topic_names[0: 9]))
```

Certainly, we could modify the previous score without creating new one, if the general model sparsity wasn't interesting for us:

```
model.scores['sparsity_phi_score'].topic_names = model.topic_names[0: 9]
```

But let's assume that we are also interested in it and keep everything as is. You should remember that all the parameters of metrics, model and regularizers (we will talk about them soon) can be set and reset by the direct change of the corresponding field, as it was demonstrated in the code above.

For example, let's ask the top-tokens score to show us 12 most probable tokens in each topic:

```
model.num_tokens = 12
```

Well, we achieved the model covered with necessary scores, and can start the fitting process:

```
model.fit_offline(batch_vectorizer=batch_vectorizer, num_collection_passes=10)
```

We saw this code in the first section. But now we can see the values of new added scores:

```
print model.score_tracker['perplexity_score'].value      # .last_value
print model.score_tracker['sparsity_phi_score'].value    # .last_value
print model.score_tracker['sparsity_theta_score'].value  # .last_value
```

As we can see, all the scores didn't change. But we forgot about the top-tokens. Here we need to act more accurately: the score stores the data on each moment of  $\Phi$  update. Let's assume that we need only the last data. So we need to use the `last_tokens` field. It is a Python dict, where key is a topic name, and value is a list of top-tokens of this topic.

**Note:** The scores are loading from the kernel on each call, so for such a big scores, as top-tokens (or topic kernel score), it's strongly recommended to store the whole score in the local variable, and then deal with it. So, let's look through all top-tokens in the loop:

```
saved_top_tokens = model.score_tracker['top_tokens_score'].last_tokens

for topic_name in model.topic_names:
    print saved_top_tokens[topic_name]
```

---

**Note:** Here are several important facts about scores implementation:

- Each ARTM model has its three separate caches: one for cumulative scores, another for scores history (aka `score_tracker`) and a third one for caching theta matrix.

- The cache for scores only store cumulative scores (e.g. only scores that depend on theta matrix). Examples are: perplexity or ThetaMatrixSparsity.
- `score_tracker` contains the history for all scores (including non-cumulative scores). Note, that it cannot be used when `fit_online` method is called with `async` parameter set to `True`.
- Scores can be retrieved from the cache by `ARTM.get_score()`. This method can be also used to calculate a non-cumulative score for the current version of the Phi matrix.
- Score cache is reset at the beginning of `fit_offline`, `fit_online` and `transform` methods. As a result, `get_score` will always return the score calculated during the last call to `fit_offline`, `fit_online` or `transform`. For `fit_online` the score produced by `get_score` will be accumulated across all batches passed to `fit_online`.
- Score tracker is updated by `fit_offline` (adds one extra point) and `fit_online` (adds multiple points - as many as there were synchronizations). `transform` never adds points to `score_tracker`.
- Score tracker is never reset automatically. To reset the cache manually call `ARTM.master.clear_score_array_cache`.
- Theta matrix cache is updated by `fit_offline`, `fit_online` and `transform` methods. The cache contains one entry per batch. If batch with the same `batch.id` already exist in the cache the entry will be overwritten by a new theta matrix (for that batch).
- Theta matrix cache is reset at the beginning of `transform` method when `transform` is called with `theta_matrix_type=Cache`. This is the only case when theta cache is reset - all other `transform` calls, as well as calls to `fit_offline` / `fit_online` do not reset theta matrix cache.
- User may reset theta matrix cache by calling `ARTM.remove_theta()`.
- User may also reset score cache by calling `ARTM.master.clear_score_cache`.

The code for computation of held-out perplexity can be found in [5. Phi and Theta Extraction. Transform Method](#).

Probably the topics are not very good. For the aim of increasing the quality of the topics you can use the regularizers. The code for dealing with the regularizers is very similar with the one for scores. Let's add three regularizers into our model: sparsing of  $\Phi$  matrix, sparsing of  $\Theta$  matrix and topics decorrelation. The last one is need to make topics more different.

```
model.regularizers.add(artm.SmoothSparsePhiRegularizer(name='sparse_phi_regularizer'))
model.regularizers.add(artm.SmoothSparseThetaRegularizer(name='sparse_theta_
↪regularizer'))
model.regularizers.add(artm.DecorrelatorPhiRegularizer(name='decorrelator_phi_
↪regularizer'))
```

Maybe you have a question about the name of the `SmoothSparsePhi\Theta` regularizer. Yes, it can both smooth and sparse topics. It's action depends on the value of corresponding coefficient of the regularization :math:tau (we assume, that you know, what is it).  $tau > 0$  leads to smoothing,  $tau < 0$  to sparsing. By default all the regularizers has  $tau = 1$ , which is usually not what you want. Choosing good  $tau$  is a heuristic, sometimes you need to process dozens of the experiments to pick up good values. It is the experimental work, and we won't discuss it here. Let's look at technical details instead:

```
model.regularizers['sparse_phi_regularizer'].tau = -1.0
model.regularizers['sparse_theta_regularizer'].tau = -0.5
model.regularizers['decorrelator_phi_regularizer'].tau = 1e+5
```

We set standard values, but in bad case they can be useless or even harmful for the model.

We draw your attention again to the fact, that setting and changing the values of the regularizer parameters is fully similar to the scores.

Let's start the learning process:

```
model.fit_offline(batch_vectorizer=batch_vectorizer, num_collection_passes=10)
```

Further you can look at metrics, change `tau` coefficients of the regularizers and etc. As for scores, you can ask the regularizer to deal only with given topics, using `topic_names` parameter.

Let's return to the dictionaries. But here's one discussion firstly. Let's look at the principle of work of the `SmoothSparsePhi` regularizer. It simply adds to all counters the same value `tau`. Such a strategy can be unsuitable for us. The probable case: a need for sparsing one part of words, smoothing another one and ignoring the rest tokens. For example, let's sparse the tokens about *magic*, smooth tokens about *cats* and ignore all other ones.

In this situation we need dictionaries.

Let's remember about the `value` field, that corresponds each unique token. And also the fact, that `SmoothSparsePhi` regularizer has the `dictionary` field. If you set this field, the regularizer will add to counters `tau * value` for this token, instead of `tau`. In such way we can set the `tau` to 1, for instance, set the `value` variable in dictionary for tokens about *magic* equal to -1.0, for tokens about *cats* equal to 1.0, and 0.0 for other tokens. And we'll get what we need.

The last problem is how to change these `value` variables. It was discussed in the [1. Loading Data: BatchVectorizer and Dictionary](#): let's remember about the methods `Dictionary.save_text()` and `Dictionary.load_text()`.

You need to proceed next steps:

- save the dictionary in the textual format;
- open it, each line corresponds to one unique token, the line contains 5 values: `token - modality - value - token_tf - token_df`;
- don't pay attention to anything except the token and the value; find all tokens you are interested in and change their values parameters;
- load the dictionary back into the library.

Your file can have such a view after editing (conceptually):

cat	smth	1.0	smth	smth
shower	smth	0.0	smth	smth
magic	smth	-1.0	smth	smth
kitten	smth	1.0	smth	smth
merlin	smth	-1.0	smth	smth
moscow	smth	0.0	smth	smth

All the code you need to process discussed operation was showed above. Here is an example of creation of the regularizer with dictionary:

```
model.regularizer.add(artm.SmoothSparsePhiRegularizer(name='smooth_sparse_phi_
↪regularizer',
                                                    dictionary=my_dictionary))
```

#### 4.4.4 4. Multimodal Topic Models

Detailed description of all parameters and methods of BigARTM Python API classes can be found in [Python Interface](#).

Now let's move to more complex cases. In last section we mentioned the term *modality*. It's something that corresponds to each token. We prefer to think about it as about the type of token, For instance, some tokens form the main text in the document, some form the title, some from names of the authors, some from tags etc.

In BigARTM each unique token has a modality. It is denoted as `class_id` (don't confuse with the classes in the task of classification). You can specify the `class_id` of the token, or the library will set it to `@default_class`. This class id denotes the type of usual tokens, the type be default.

In the most cases you don't need to use the modalities, but there're some situations, when they are indispensable. For example, in the task of document classification. Strictly speaking, we will talk about it now.

You need to re-create all the data with considering the presence of the modalities. Your task is to create the file in the Vowpal Wabbit format, where each line is a document, and each document contains the tokens of two modalities - the usual tokens, and the tokens-labels of classes, the document belongs to.

Now follow again the instruction from the introduction part, dealing with your new Vowpal Wabbit file to achieve batches and the dictionary.

The next step is to explain your model the information about your modalities and the power in the model. Power of the modality is it's coefficient  $\tau_m$  (we assume you know about it). The model uses by default only tokens of `@default_class` modality and uses it with  $\tau_m = 1.0$ . You need to specify other modalities and their weights in the constructor of the model, using following code, if you need to use these modalities:

```
model = artm.ARTM(num_topics=20, class_ids={'@default_class': 1.0, '@labels_class': 5.0})
```

Well, we asked the model to take into consideration these two modalities, and the class labels will be more powerful in this model, than the tokens of the `@default_class` modality. Note, that if you had the tokens of another modality in your file, they wouldn't be taken into consideration. Similarly, if you had specified in the constructor the modality, that doesn't exist in the data, it will be skipped.

Of course, the `class_ids` field, as all other ones, can be reseted. You always can change the weights of the modalities:

```
model.class_ids = {'@default_class': 1.0, '@labels_class': 50.0}
# model.class_ids['@labels_class'] = 50.0 --- NO!!!
```

You need to update the weights directly in such way, don't try to refer to the modality by the key directly: `class_ids` can be updated using Python dict, but it is not the dict.

The next launch of `fit_offline()` or `fit_online()` will take this new information into consideration.

Now we need to enable scores and regularizers in the model. This process was viewed earlier, excluding one case. All the scores of  $\Phi$  matrix (and perplexity) and  $\Phi$  regularizers has fields to deal with modalities. Through these fields you can define the modalities to be deal with by score or regularizer, the other ones will be ignored (here's the full similarity with `topic_names` field).

The modality field can be `class_id` or `class_ids`. The first one is the string containing the name of the modality to deal with, the second one is a list of strings.

---

**Note:** The missing value of `class_id` means `class_id = @default_class`, missing value of `class_ids` means usage of all existing modalities.

---

Let's add the score of sparsity  $\Phi$  for the modality of class labels and regularizers of topic decorrelation for each modality, and start fitting:

```
model.scores.add(artm.SparsityPhiScore(name='sparsity_phi_score',
                                       class_id='@labels_class'))

model.regularizers.add(artm.DecorrelatorPhiRegularizer(name='decorrelator_phi_def',
                                                       class_ids=['@default_class']))
```

(continues on next page)

(continued from previous page)

```
model.regularizers.add(artm.DecorrelatorPhiRegularizer(name='decorrelator_phi_lab',
                                                       class_ids=['@labels_class']))

model.fit_offline(batch_vectorizer=batch_vectorizer, num_collection_passes=10)
```

Well, we will leave you the rest of the work (tuning  $\tau$  and  $\tau_m$  coefficients, looking at scores results etc.). In 5. *Phi and Theta Extraction. Transform Method* we will go to the usage of fitted ready model for the classification of test data.

#### 4.4.5 5. Phi and Theta Extraction. Transform Method

Detailed description of all parameters and methods of BigARTM Python API classes can be found in *Python Interface*.

- **Phi/Theta extraction**

Let's assume, that you have a data and a model, fitted on this data. You had tuned all necessary regularizers and used scores. But the set of quality measures of the library wasn't enough for you, and you need to compute your own scores using  $\Phi$  and  $\Theta$  matrices. In this case you are able to extract these matrices using next code:

```
phi = model.get_phi()
theta = model.get_theta()
```

Note, that you need a `cache_theta` flag to be set True if you are planning to extract  $\Theta$  in the future without using `transform()`. You also can extract not whole matrices, but part of them, that corresponds different topics (using the same `topic_names` parameter of the methods, as in previous sections). Also you can extract only necessary modalities of the  $\Phi$  matrix, if you want.

Both methods return `pandas.DataFrame`.

- **Transform new documents**

Now we will go to the usage of fitted ready model for the classification of test data (to do it you need to have a fitted multimodal model with `@labels_class` modality, see 4. *Multimodal Topic Models*).

In the classification task you have the train data (the collection you used to train your model, where for each document the model knew it's true class labels), and test one. For the test data true labels are known to you, but are unknown to the model. Model need to forecast these labels, using test documents, and your task is to compute the quality of the predictions by counting some metrics, AUC, for instance.

Computation of the AUC or any other quality measure is your task, we won't do it. Instead, we will learn how to get  $p(c|d)$  vectors for each document, where each value is the probability of class  $c$  in the given document  $d$ .

Well, we have a model. We assume you put test documents into separate file in Vowpal Wabbit format, and created batches using it, which are covered by the variable `batch_vectorizer_test`. Also we assume you have saved your test batches into the separate directory (not into the one containing train batches).

Your test documents shouldn't contain information about true labels (e.g. the Vowpal Wabbit file shouldn't contain string '@labels\_class'), also text document shouldn't contain tokens, that doesn't appear in the train set. Such tokens will be ignored.

If all these conditions are met, we can use the `ARTM.transform()` method, that allows you to get  $p(t|d)$  (e.g.  $\Theta$ ) or  $p(c|d)$  matrix for all documents from your `BatchVectorizer` object.

Run this code to get  $\Theta$ :

```
theta_test = model.transform(batch_vectorizer=batch_vectorizer_test)
```

And this one to achieve  $p(c|d)$ :

```
p_cd_test = model.transform(batch_vectorizer=batch_vectorizer_test,
                             predict_class_id='@labels_class')
```

In this way you have got the predictions of the model in `pandas.DataFrame`. Now you can score the quality of the predictions of your model in all ways, you need.

Method allows you to extract dense or sparse matrix. Also you can use for  $p_{tdw}$  matrix (see [8. Deal with Ptdw Matrix](#)).

- **Held-out perplexity calculation**

To compute perplexity for held-out sample you should use the following code sample

```
# create score if you haven't do so yet
model.scores.add(artm.PerplexityScore(name='perplexity'))

# apply `transform` to process the held-out sample;
# don't create theta matrix to save memory
model.transform(batch_vectorizer=your_heldout_sample, theta_matrix_type=None)

# retrieve score with get_score(score_name)
perplexity = model.get_score('perplexity')
```

If the code above looks like magic, remember important facts about scores implementation, described in the [3. Regularizers and Scores Usage](#)

## 4.4.6 6. Tokens Co-occurrence and Coherence Computation

- **Interpretability and Coherence of Topics**

The one of main requirements of topic models is interpretability (i.e., do the topics contain tokens that, according to subjective human judgment, are representative of single coherent concept). [Newman et al.](#) showed the human evaluation of interpretability is well correlated with the following automated quality measure called coherence. The coherence formula for topic is defined as

$$\mathcal{C}_t = \frac{2}{k(k-1)} \sum_{i=1}^{k-1} \sum_{j=i+1}^k \text{value}(w_i, w_j),$$

where value is some symmetric pairwise information about tokens in collection, which is provided by user according to his goals, for instance:

- positive PMI:  $\text{value}(u, v) = \left[ \log \frac{p(u, v)}{p(u)p(v)} \right]_+$ ,

where  $p(u, v)$  is joint probability of tokens  $u$  and  $v$  in corpora according to some probabilistic model. We will require joint probabilities to be symmetrical.

Some models of tokens co-occurrence are implemented in BigARTM, you can automatically calculate them or use your own model to provide pairwise information to calculate coherence.

- **Tokens Co-occurrence Dictionary**

BigARTM provides automatic gathering of co-occurrence statistics and coherence computation. Co-occurrence gathering tool is available from [BigARTM Command Line Utility](#). Probabilities in PPMI formula can be estimated by frequencies in corpora:

$$p(u, v) = \frac{n(u, v)}{n};$$

$$p(u) = \frac{n(u)}{n};$$

$$n(u) = \sum_{w \in W} n(u, w);$$

$$n = \sum_{w \in W} n(w).$$

All depends of the way to calculate joint frequencies (i.e. co-occurrences). Here are types of co-occurrences available now:

- Cooc TF:  $n(u, v) = \sum_{d=1}^{|D|} \sum_{i=1}^{N_d} \sum_{j=1}^{N_d} [0 < |i - j| \leq k][w_{di} = u][w_{dj} = v]$ ,
- Cooc DF:  $n(u, v) = \sum_{d=1}^{|D|} [\exists i, j : w_{di} = u, w_{dj} = v, 0 < |i - j| \leq k]$ ,

where  $k$  is parameter of window width which can be specified by user,  $D$  is collection,  $N_d$  is length of document  $d$ . In brief cooc TF measures how many times the given pair occurred in the collection in a window and cooc DF measures in how many documents the given pair occurred at least once in a window of a given width.

This document should be enough to gather co-occurrence statistics, but also you can look at launchable examples and common mistakes in [bigartm-book](#) (in russian).

#### • Coherence Computation

Let's assume you have file *cooc.txt* with some pairwise information in Vowpal Wabbit format, which means that lines of that file look like this:

```
token_u token_v:cooc_uv token_w:cooc_uw
```

Also you should have vocabulary file in UCI format *vocab.txt* corresponding to *cooc.txt* file.

---

**Note:** If tokens has **nondefault modalities** in collection, you should specify their modalities in *vocab.txt* (in *cooc.txt* they're added automatically).

---

To upload co-occurrence data into BigARTM you should use `artm.Dictionary` object and method `gather`:

```
cooc_dict = artm.Dictionary()
cooc_dict.gather(
    data_path='batches_folder',
    cooc_file_path='cooc.txt',
    vocab_file_path='vocab.txt',
    symmetric_cooc_values=True)
```

Where

- `data_path` is path to folder with your collection in internal BigARTM format (batches);
- `cooc_file_path` is path to file with co-occurrences of tokens;
- `vocab_file_path` is path to vocabulary file corresponding to *cooc.txt*;
- `symmetric_cooc_values` is Boolean argument. False means that co-occurrence information is not symmetric by order of tokens, i.e. *value(w1, w2)* and *value(w2, w1)* can be different.

So, now you can create coherence computation score:

```
coherence_score = artm.TopTokensScore(
    name='TopTokensCoherenceScore',
    class_id='@default_class',
    num_tokens=10,
```

(continues on next page)

(continued from previous page)

```
topic_names=[u'topic_0',u'topic_1'],
dictionary=cooc_dict)
```

Arguments:

- name is name of score;
- class\_id is name of modality, which contains tokens with co-occurrence information;
- num\_tokens is number k of used top tokens for topic coherence computation;
- topic\_names is list of topic names for coherence computation;
- dictionary is artm.Dictionary with co-occurrence statistic.

To add coherence\_score to the model use next line:

```
model_artm.scores.add(coherence_score)
```

To access to results of coherence computation use, for example:

```
model.score_tracker['TopTokensCoherenceScore'].average_coherence
```

General explanations and details about scores usage can be found here: [3. Regularizers and Scores Usage](#).

## 4.4.7 7. Attach Model and Custom Phi Initialization

Detailed description of all parameters and methods of BigARTM Python API classes can be found in [Python Interface](#).

Library supports an ability to access all  $\Phi$ -like matrices directly from Python. This is a low-level functionality, so it wasn't included in the ARTM class, and can be used via low-level master\_component interface. User can attach the matrix, e.g. get reference to it in the Python, and can change it's content between the iterations. The changes will be written in the native C++ memory.

The most evidence case of usage of this feature is a custom initialization of  $\Phi$  matrix. The library initializes it with random numbers by default. But there're several more complex and useful methods of initialization, that the library doesn't support yet. And in this case attach\_model method can help you.

So let's attach to the  $\Phi$  matrix of our model:

```
(_, phi_ref) = model.master.attach_model(model=model.model_pwt)
```

At this moment you can print  $\Phi$  matrix to see it's content:

```
model.get_phi(model_name=model.model_pwt)
```

Next code can be used to check whether the attaching was successful:

```
for model_description in model.info.model:
    print model_description
```

The output will be similar to the following

```
name: "nwt"

type: "class artm::core::DensePhiMatrix"

num_topics: 50
```

(continues on next page)

(continued from previous page)

```
num_tokens: 2500

name: "pwt"

type: "class __artm::core::AttachedPhiMatrix__"

num_topics: 50

num_tokens: 2500
```

You can see, that the type of  $\Phi$  matrix has changed from `DensePhiMatrix` to `AttachedPhiMatrix`.

Now let's assume that you have created `pwt_new` matrix with the same size, filled with custom values. Let's write these values into our  $\Phi$  matrix.

---

**Note:** You need to write the values by accessing `phi_ref` variable, you are not allowed to assign it the whole `pwt_new` matrix, this operation will lead to an error in future work.

```
numpy.copyto(phi_ref, new_phi.values)  # CORRECT!

phi_ref = pwt_new  # NO!
```

---

After that you can print  $\Phi$  matrix again and check the change of its values. From this moment you can continue our work.

## 4.4.8 8. Deal with Ptdw Matrix

### 4.4.9 Different Useful Techniques

- **Dictionary filtering:**

In this section we'll discuss dictionary's self-filtering ability. Let's remember the structure of the dictionary, saved in textual format (see 4. *Multimodal Topic Models*). There are many lines, one per each unique token, and each line contains 5 values: token (string), its class\_id (string), its value (double) and two more integer parameters, called `token_tf` and `token_df`. `token_tf` is an absolute frequency of the token in the whole collection, and `token_df` is the number of documents in the collection, where the token had appeared at least once. These values are generating during gathering dictionary by the library. They differ from the value in the fact, that you can't use them in the regularizers and scores, so you shouldn't change them.

They need for filtering of the dictionary. You likely needn't to use very seldom or too frequent tokens in your model. Or you simply want to reduce your dictionary to hold your model in the memory. In both cases the solution is to use the `Dictionary.filter()` method. See its parameters in *Python Interface*. Now let's filter the modality of usual tokens:

```
dictionary.filter(min_tf=10, max_tf=2000, min_df_rate=0.01)
```

---

**Note:** If the parameter has `_rate` suffix, it denotes relative value (e.g. from 0 to 1), otherwise - absolute value.

---

This call has one feature, it rewrites the old dictionary with new one. So if you don't want to lose your full dictionary, you need firstly to save it to disk, and then filter the copy located in the memory.

- **Saving/loading model:**

Now let's study saving the model to disk. To save your model on disk from Python you can use `artm.ARTM.dump_artm_model` method:

```
model.dump_artm_model('my_model_folder')
```

The model will be saved in binary format, its parameters will be duplicated also in json file. To use it later you need to load it back via `artm.load_artm_model` function:

```
model = artm.load_artm_model('my_model_folder')
```

**Note:** To use these methods correctly you should either set `cache_theta` flag to `False` (and don't use Theta matrix) or set it to `True` and also set `theta_name` parameter (that will store Theta as Phi-like object).

**Warning:** This method allows to store only plain (non-hierarchic, e.g. ARTM) topic models!

You can use pair of `dump_artm_model/load_artm_model` functions in case of long fitting, when restoring parameters is much more easier than model re-fitting.

- **Creating batches manually:**

There're some cases where you may need to create your own batches without using `vowpal wabbit`/UCI files. To do it from Python you should create `artm.messages.Batch` object and fill it. The parameters of this message can be found in *Messages*, it looks like this:

```
message Batch {
    repeated string token = 1;
    repeated string class_id = 2;
    repeated Item item = 3;
    optional string description = 4;
    optional string id = 5;
}
```

First two fields are the vocabulary of the batch, e.g. the set of all unique tokens from it's documents (items). In case of no modalities or only one modality you may skip `class_id` field. Last two fields are not very important, you can skip them. Third field is the set of the documents. The `Item` message has the next structure:

```
message Item {
    optional int32 id = 1;
    repeated Field field = 2; // obsolete in BigARTM v0.8.0
    optional string title = 3;
    repeated int32 token_id = 4;
    repeated float token_weight = 5;
}
```

First field of it is the identifier, second is obsoleted, third is the title. You need to specify at least first one, or both `id` and `title`. `token_id` is a list of indices of the tokens in this item from `Batch.token` vocabulary. `token_weight` is the list of corresponding counters. In case of Bag-of-Words `token_id` should contain unique indices, in case of sequential text `token_weight` should contain only 1.0. But really you can fill these fields as you like, the only limitation is to keep their lengths equal.

Now let's create a simple batch for collection without modalities (it is quite simple to modify the code to use them). If you have list `vocab` with all unique tokens, and also have a list of lists `documents`, where each internal list is a document in it's natural representation, you can run the following code to create batch:

```
import artm
import uuid

vocab = ['aaa', 'bbb', 'ccc', 'ddd']

documents = [
    ['aaa', 'ccc', 'aaa', 'ddd'],
    ['bbb', 'ccc', 'aaa', 'bbb', 'bbb'],
]

batch = artm.messages.Batch()
batch.id = str(uuid.uuid4())
dictionary = {}
use_bag_of_words = True

# first step: fill the general batch vocabulary
for i, token in enumerate(vocab):
    batch.token.append(token)
    dictionary[token] = i

# second step: fill the items
for doc in documents:
    item = batch.item.add()

    if use_bag_of_words:
        local_dict = {}
        for token in doc:
            if not token in local_dict:
                local_dict[token] = 0
            local_dict[token] += 1

        for k, v in local_dict.iteritems():
            item.token_id.append(dictionary[k])
            item.token_weight.append(v)

    else:
        for token in doc:
            item.token_id.append(dictionary[token])
            item.token_weight.append(1.0)

# save batch into the file
with open('my_batch.batch', 'wb') as fout:
    fout.write(batch.SerializeToString())

# you can read it back using the next code
#batch2 = artm.messages.Batch()
#with open('my_batch.batch', 'rb') as fin:
#    batch2.ParseFromString(fin.read())

# to print your batch run
print batch
```

## 4.5 Regularizers Description

This page describes the features and cases of usage of the regularizers, that have already been implemented in the core of BigARTM library. Detailed description of parameters of the regularizers in the Python API can be seen in [Regularizers](#).

Examples of the usage of the regularizers can be found in [Python Tutorial](#) and in [Python Guide](#).

Note: The influence of any regularizer with `tau` parameter in it's M-step formula can be controlled via this parameter.

### 4.5.1 Smooth/Sparse Phi

- **M-step formula:**

$$p_{wt} \propto (n_{wt} + \tau * f(p_{wt}) * \text{dict}[w])$$

- **Description:**

This regularizer provides an opportunity to smooth or to sparse subsets of topics using any specified distribution.

To control the type of the distribution over tokens one can use the dictionary (`dict`), and the function `f`. `dict` is an object of Dictionary class, containing list with all unique tokens and corresponding list of values, which can be specified by the user. These values are `dict[w]`. `f` is a transform function, the derivative of the function under the KL-divergence in the source formula of the regularizer.

If the dictionary is not specified, all values will be 1. If is specified, and there's no value for the token in it, the token will be skipped. The `f` is const 1 by default.

- **Usage:**

There're several strategies of usages of this regularizer:

1. simply smooth or sparse all values in the  $\Phi$  matrix with value `n`: create one regularizer and assign `tau` to `n`;
2. divide all topics into two groups (subject and background), sparse first group to increase their quality and smooth second one to gather there all background tokens: create two regularizers, specify `topic_names` parameters with corresponding list in both ones and set `tau` in sparsing regularizer to some negative value, and in smoothing to some positive one;
3. smooth or sparse only tokens of specified modalities: create one regularizer and specify parameter `class_ids` with list of names of modalities to be regularized;
4. smooth or sparse only tokens from pre-defined list: edit the Dictionary object of the collection and change `value` field of the dictionary for tokens from this list should be set to some positive constant (remember, that it will be `dict[w]` in formula), and for other tokens `value` field should be set to 0;
5. increase the influence on the small `p_wt` values and reduce on the big: define the `f` function by specifying the `KLFunctionInfo` object to `kl_function_info` parameter (don't forget, that `f` will be the derivative of this function).

All these strategies can be transformed, merged to each other etc.

**Notes:**

- smoothing in second strategy should be started from the start of model learning and be constant;
- sparsing should start after some iterations and it's influence should increase gradually;
- setting different values to `value` field for tokens from pre-defined list in pre-last strategy gives an opportunity to deal with each token as it is necessary.

### 4.5.2 Smooth/Sparse Theta

- **M-step formula:**

$$p_{td} \propto (n_{td} + \tau * \alpha\_iter[iter] * f(p_{td}) * mult[d][t])$$

- **Description:**

This regularizer provides an opportunity to smooth or to sparse subsets of topics in  $\Theta$  matrix.

To control the influence of the regularizer on each document pass one can use `alpha_iter` parameter, which is a list with length equal to number of passes through the document, and the function `f`. `f` is a transform function, the derivative of the function under the KL-divergence in the source formula of the regularizer. If `alpha_iter` is not specified, it is 1 for all passes. The `f` is const 1 by default.

Also you can control the regularization of any document for any topic, or set a general mask for all documents, that specifies `mult` coef for each topic.

- **Usage:**

There're several strategies of usages of this regularizer:

1. simply smooth or sparse all values in the  $\Theta$  matrix with value `n`: create one regularizer and assign `tau` to `n`;
2. divide all topics into two groups (subject and background), sparse first group to increase their quality and smooth second one to gather there all background tokens: create two regularizers, specify `topic_names` parameters with corresponding list in both ones and set `tau` in sparsing regularizer to some negative value, and in smoothing to some positive one;
3. increase the influence of the regularizer on later passes through the document: specify `alpha_iter` list with `k` values from smaller to greater, where `k` is a number of passes though the document;
4. increase the influence on the small `ptd` values and reduce on the big: define the `f` function by specifying the `KlFunctionInfo` object to `kl_function_info` parameter (don't forget, that `f` will be the derivative of this function).
5. influence only specified documents in specified way using `mult` variable. This can be used as the custom initialization of  $\Theta$  matrix.

All these strategies can be transformed, merged to each other etc.

**Notes:**

- smoothing in second strategy should be started from the start of model learning and be constant;
- sparsing should start after some iterations and it's influence should increase gradually;
- fitting (with regularization or not) will be different in cases of `ARTM.reuse_theta` flag set to `True` or `False`.

### 4.5.3 Decorrelator Phi

- **M-step formula:**

$$p_{wt} \propto (n_{wt} - \tau * p_{wt} * \sum_{s \in T} (p_{ws}))$$

- **Description:**

This regularizer provides an opportunity to decorrelate columns in the  $\Phi$  matrix (e.g. make topics more different), that allows to increase the interpretability of topics.

- **Usage:**

There're several strategies of usages of this regularizer:

1. decorrelate all topics: one regularizer with `tau`, that should be tuned experimentally;
2. in the strategy with two background and subject topics it is recommended to deal with each group separately: create two decorrelators and specify `topic_names` parameter in them, as it was done for Smooth/sparse regularizers;
3. deal only with the tokens of given modality: set `class_ids` parameter the list with names of modalities to use in this regularizer.

All these strategies can be transformed, merged to each other etc.

**Notes:**

- this is a sparsing regularizer, it works well with general sparsing  $\Phi$  regularizer;
- the recommendation is to run this regularizer from the beginning of the fitting process.

#### 4.5.4 Label Regularization Phi

- **M-step formula:**

$$p_{wt} \propto n_{wt} + \tau * \text{dict}[w] * (p_{wt} * n_t) / (\sum_{s \in T} (p_{ws} * n_s))$$

#### 4.5.5 Specified sparse Phi

- **Description:**

It is not a usual regularizer, it's a tool to sparse as many elements in  $\Phi$ , as you need. You can sparse by columns or by rows.

#### 4.5.6 Improve Coherence Phi

- **M-step formula:**

$$p_{wt} \propto n_{wt} + \tau * \sum_{v \in W} \text{cooc\_dict}[w][v] * n_{vt}$$

#### 4.5.7 Smooth Ptdw

- **M-step formula:**

*ToDo(anyap)*

#### 4.5.8 Topic Selection Theta

- **M-step formula:**

$$p_{td} \propto n_{td} - \tau * n_{td} * \text{topic\_value}[t] * \alpha_{\text{iter}}[\text{iter}],$$

$$\text{where } \text{topic\_value}[t] = n / (n_t * |T|)$$

#### 4.5.9 Biterms Phi

- **M-step formula:**

$$p_{wt} \propto (n_{wt} + \tau * \sum_{u \in W} (p_{tuw})), \quad \text{where } p_{tuw} = \text{norm}_{t \in T} (n_t * p_{wt} * p_{ut})$$

### 4.5.10 Hierarchy Sparsing Theta

*ToDo(nadiinchi)*

### 4.5.11 Topic Segmentation Ptdw

*ToDo(anastasiabayandina)*

## 4.6 Scores Description

This page describes the scores, that have already been implemented in the core of BigARTM library. Detailed description of parameters of the scores in the Python API can be seen in [Scores](#), and their return values in [Score Tracker](#).

Examples of the usage of the scores can be found in [Python Tutorial](#) and in [Python Guide](#).

### 4.6.1 Perplexity

- **Description:**

The formula of perplexity:  $\mathcal{P}(D; \Phi, \Theta) = \exp \left( -\frac{1}{n} \sum_{d \in D} \sum_{w \in d} n_{dw} \ln \sum_{t \in T} \phi_{wt} \theta_{td} \right) = \exp \left( -\frac{1}{n} \mathcal{L}(D; \Phi, \Theta) \right)$ ,

where  $\mathcal{L}(D)$  is a log-likelihood of model parameters on documents set  $D$ .

- **Usage:**

This is one of the main scores as it indicates the level and speed of convergence of the model. Some notes:

- smaller perplexity value means better converged model and can be used for comparison in case of dense models with the same set of topics, dictionaries and train documents.
- sparse model provides a lot of zero  $p(w|d) = \sum_{t \in T} \phi_{wt} \theta_{td}$ . There're two replacement strategies to avoid it: document unigram model ( $p(w|d) = \frac{n_{dw}}{n_d}$ ) and collection unigram model ( $p(w|d) = \frac{n_w}{n}$ ). First one is simpler but it is not correct. Collection unigram model is a better approximation, that allows perplexity comparison of sparse models (in case of equal sets of topics, dictionaries and train documents). This mode is default for score in the library, though it requires BigARTM collection dictionary.
- perplexity can be computed on both train and test sets of documents, though experiments showed a large correlation of the results, so you may only use train perplexity as a convergence measure.

### 4.6.2 Sparsity Phi

- **Description:**

Computes the ratio of elements of  $\Phi$  matrix (or it's part) that are less than given `eps` threshold.

- **Usage:**

One of the goals of regularization is to achieve a sparse structure of  $\Phi$  matrix using different sparsing regularizers. This score allows to control this process. While using different regularization strategies in different parts of model you can create a score per each part and one for whole model to have detailed and whole values.

### 4.6.3 Sparsity Theta

- **Description:**

Computes the ratio of elements of  $\Theta$  matrix (or it's part) that are less than given `eps` threshold.

- **Usage:**

One of the goals of regularization is to achieve a sparse structure of  $\Theta$  matrix using different sparsing regularizers. This scores allows to control this process. While using different regularization strategies in different parts of  $\Theta$  you can create a score per each part and one for whole matrix to have detailed and whole values.

### 4.6.4 Top Tokens

- **Description:**

Return  $k$  (= requested number of top tokens) most probable tokens in each requested topic. If the number of tokens with  $p(w|t) > 0$  in topic is less than  $k$  then only these tokens will be returned. Also the score can compute the coherence of top tokens in the topic using co-occurrence dictionary (see 6. *Tokens Co-occurrence and Coherence Computation* for details of usage from Python).

The coherence formula for topic is defined as

$$\mathcal{C}_t = \frac{2}{k(k-1)} \sum_{i=1}^{k-1} \sum_{j=i+1}^k \text{value}(w_i, w_j),$$

where `value` is some pairwise information about tokens in collection dictionary, which is provided by user according to his goals.

- **Usage:**

Checking top tokens is one of the main ways of topic quality verification. But in practice the interpretation of top tokens not always correlated with the real sence of topic and it is useful to check the documents assigned to it.

Coherence is one of the best measures for automatic interpretability checking. Note, that different types of `value` will lead to different types of coherence.

### 4.6.5 Topic Kernel Scores

- **Description:**

This score was created as one more way to control the interpretability of the topics. Let's define the *topic kernel* as  $W_t = \{w \in W | p(t|w) > \text{threshold}\}$ , and determine several measures, based on it:

- $\sum_{w \in W_t} p(w|t)$  - the *purity* of the topic (higher values corresponds better topics);
- $\frac{1}{|W_t|} \sum_{w \in W_t} p(t|w)$  - *contrast* of the topic (higher values corresponds better topics);
- $|W_t|$  - *size* of the topic kernel (approximately optimal value is  $\frac{|W|}{|T|}$ ).

The score computes all measures for requested topics and their average values.

Also it can compute coherence topic kernels. The coherence formula is the same as for Top Tokens score.  $k$  parameter will be equal to kernel size for given topic.

- **Usage:**

Average purity and contrast can be used as a measure of topics interpretability and difference. `threshold` parameter is recommended to be set to 0.5 and higher, it should be set once and fixed.

### 4.6.6 Topic Mass

- **Description:**

Computes the  $n_t$  values for each requested topic in  $\Phi$  matrix.

- **Usage:**

Can be useful in external (self written in Python) scores and regularizers, that requires  $n_t$ . Much more faster than  $\Phi$  extraction and normalization.

### 4.6.7 Class Precision

ToDo(sashafrey)

### 4.6.8 Background Tokens Ratio

- **Description:**

Computes KL-divergence between  $p(t)$  and  $p(t|w)$  distributions  $KL(p(t)||p(t|w))$  (or via versa) for each token and counts the part of tokens that have this value greater than given `delta`. Such tokens are considered to be background ones. Also returns all these tokens, if it was requested.

### 4.6.9 Items Processed (technical)

- **Description:**

Computes the number of documents, that was used for model training since the score was included into it. During iterations one real document can be counted more than once.

### 4.6.10 Theta Snippet (technical)

- **Description:**

Returns a requested small part of  $\Theta$  matrix.

## 5.1 Python Interface

This document describes all classes and functions in python interface of BigARTM library.

### 5.1.1 ARTM model

This page describes ARTM class.

```
class artm.ARTM(num_topics=None, topic_names=None, num_processors=None, class_ids=None,
                 transaction_typednames=None, scores=None, regularizers=None,
                 num_document_passes=10, reuse_theta=False, dictionary=None, cache_theta=False,
                 theta_columns_naming='id', seed=-1, show_progressBars=False, theta_name=None,
                 parent_model=None, parent_model_weight=None)
```

```
__init__(num_topics=None, topic_names=None, num_processors=None, class_ids=None, trans-
         action_typednames=None, scores=None, regularizers=None, num_document_passes=10,
         reuse_theta=False, dictionary=None, cache_theta=False, theta_columns_naming='id',
         seed=-1, show_progressBars=False, theta_name=None, parent_model=None, par-
         ent_model_weight=None)
```

#### Parameters

- **num\_topics** (*int*) – the number of topics in model, will be overwritten if topic\_names is set
- **num\_processors** (*int*) – how many threads will be used for model training, if not specified then number of threads will be detected by the lib
- **topic\_names** (*list of str*) – names of topics in model
- **class\_ids** (*dict*) – list of class\_ids and their weights to be used in model, key — class\_id, value — weight, if not specified then all class\_ids will be used. :param dict transaction\_typednames: list of transaction\_typednames and their weights to be used in

model, key — transaction\_type name, value — weight, if not specified then all transaction\_type names will be used. Specify class\_ids parameter when using custom transaction\_type names parameter.

- **cache\_theta** (*bool*) – save or not the Theta matrix in model. Necessary if ARTM.get\_theta() usage expects
- **scores** (*list*) – list of scores (objects of artm.\*Score classes)
- **regularizers** (*list*) – list with regularizers (objects of artm.\*Regularizer classes)
- **num\_document\_passes** (*int*) – number of inner iterations over each document
- **dictionary** (*str or reference to Dictionary object*) – dictionary to be used for initialization, if None nothing will be done
- **reuse\_theta** (*bool*) – reuse Theta from previous iteration or not
- **theta\_columns\_naming** (*str*) – either ‘id’ or ‘title’, determines how to name columns (documents) in theta dataframe
- **seed** (*unsigned int or -1*) – seed for random initialization, -1 means no seed
- **show\_progressBars** – a boolean flag indicating whether to show progress bar in fit\_offline, fit\_online and transform operations.
- **theta\_name** – string, name of ptd (theta) matrix
- **parent\_model** ([ARTM](#)) – An instance of ARTM class to use as parent level of hierarchy
- **parent\_model\_weight** (*float*) – weight of parent model (by default 1.0)

#### Important public fields

- regularizers: contains dict of regularizers, included into model
- scores: contains dict of scores, included into model
- score\_tracker: contains dict of scoring results: key — score name, value — ScoreTracker object, which contains info about values of score on each synchronization (e.g. collection pass) in list

#### Note

- Here and anywhere in BigARTM empty topic\_names, class\_ids means that model (or regularizer, or score) should use all topics and class\_ids. Don’t confused with topic\_name and class\_id fields!
- If some fields of regularizers or scores are not defined by user — internal lib defaults would be used.
- If field ‘topic\_names’ is None, it will be generated by BigARTM and will be available using ARTM.topic\_names().
- Most arguments of ARTM constructor have corresponding setter and getter of the same name that allows to change them at later time, after ARTM object has been created.
- Setting theta\_name to a non-empty string activates an experimental mode where cached theta matrix is internally stored as a phi matrix with tokens corresponding to item title, so user should guarantee that all items has unique titles. With theta\_name argument you specify the name of this matrix (for example ‘ptd’ or ‘theta’, or whatever name you like). Later you can retrieve this matrix with ARTM.get\_phi(model\_name=ARTM.theta\_name), change its values with ARTM.master.attach\_model(model=ARTM.theta\_name), export/import this matrix with ARTM.master.export\_model(‘ptd’, filename) and ARTM.master.import\_model(‘ptd’,

file\_name). In this case you are also able to work with theta matrix when using 'dump\_artm\_model' method and 'load\_artm\_model' function.

- Setting parent\_model parameter or, alternatively, calling ARTM.set\_parent\_model(), cause this ARTM instance to behave as if it is a child level in hierarchical topic model. This changes few things. First, fit\_offline() method will respect parent's model topics, as specified by parent\_model\_weight parameter. Larger values of parent\_model\_weight result in your child model being more consistent with parent hierarchy. If you put parent\_model\_weight as 0 your child level will be effectively independent from its parent. Second, you may call ARTM.get\_parent\_psi() to retrieve a transition matrix, e.i. p(subtopic|topic). Third, you no longer can use ARTM.fit\_online(), which will throw an exception. Fourth, you have to specify seed parameter (otherwise first topics in your child level will be initialized the same way as in parent's model). If you previously used hARTM class, this functionality is fully equivalent. hARTM class is now deprecated. Note that dump\_artm\_model and load\_artm\_model is only partly supported. After load\_artm\_model() you need to set parent model manually via set\_parent\_model(), and also to specify value for ARTM.parent\_model\_weight property.

**clone()**

**Description** returns a deep copy of the artm.ARTM object

**Note**

- This method is equivalent to copy.deepcopy() of your artm.ARTM object. Both methods perform deep copy of the object, including a complete copy of its internal C++ state (e.g. a copy of all phi and theta matrices, scores and regularizers, as well as ScoreTracker information with history of the scores).
- Attached phi matrices are copied as dense phi matrices.

**dispose()**

**Description** free all native memory, allocated for this model

**Note**

- This method does not free memory occupied by dictionaries, because dictionaries are shared across all models
- ARTM class implements \_\_exit\_\_ and \_\_del\_\_ methods, which automatically call dispose.

**dump\_artm\_model** (data\_path)

**Description** dump all necessary model files into given folder.

**Parameters** data\_path (str) – full path to folder (should unexist)

**fit\_offline** (batch\_vectorizer=None, num\_collection\_passes=1, reset\_nwt=True)

**Description** proceeds the learning of topic model in offline mode

**Parameters**

- **batch\_vectorizer** (object\_reference) – an instance of BatchVectorizer class
- **num\_collection\_passes** (int) – number of iterations over whole given collection
- **reset\_nwt** (bool) – a flag indicating whether to reset n\_wt matrix to 0.

**fit\_online** (batch\_vectorizer=None, tau0=1024.0, kappa=0.7, update\_every=1, apply\_weight=None, decay\_weight=None, update\_after=None, asynchronous=False)

**Description** proceeds the learning of topic model in online mode

### Parameters

- **batch\_vectorizer** (*object\_reference*) – an instance of BatchVectorizer class
- **update\_every** (*int*) – the number of batches; model will be updated once per it
- **tau0** (*float*) – coefficient (see ‘Update formulas’ paragraph)
- **kappa** (*float*) (*float*) – power for tau0, (see ‘Update formulas’ paragraph)
- **update\_after** (*list of int*) – number of batches to be passed for Phi synchronizations
- **apply\_weight** (*list of float*) – weight of applying new counters
- **decay\_weight** (*list of float*) – weight of applying old counters
- **asynchronous** (*bool*) – use or not the asynchronous implementation of the EM-algorithm

**Note** asynchronous=True leads to impossibility of score extraction via score\_tracker. Use get\_score() instead.

### Update formulas

- The formulas for decay\_weight and apply\_weight:
- $\text{update\_count} = \text{current\_processed\_docs} / (\text{batch\_size} * \text{update\_every});$
- $\text{rho} = \text{pow}(\text{tau0} + \text{update\_count}, -\text{kappa});$
- $\text{decay\_weight} = 1 - \text{rho};$
- $\text{apply\_weight} = \text{rho};$
- if apply\_weight, decay\_weight and update\_after are set, they will be used, otherwise the code below will be used (with update\_every, tau0 and kappa)

**get\_parent\_psi** ()

**Returns** p(subtopic|topic) matrix

**get\_phi** (*topic\_names=None, class\_ids=None, model\_name=None*)

**Description** get custom Phi matrix of model. The extraction of the whole Phi matrix expects **ARTM.phi\_** call.

### Parameters

- **topic\_names** (*list of str or str or None*) – list with topics or single topic to extract, None value means all topics
- **class\_ids** (*list of str or str or None*) – list with class\_ids or single class\_id to extract, None means all class ids
- **model\_name** (*str*) – self.model\_pwt by default, self.model\_nwt is also reasonable to extract unnormalized counters

### Returns

- pandas.DataFrame: (data, columns, rows), where:
- columns — the names of topics in topic model;
- rows — the tokens of topic model;
- data — content of Phi matrix.

**get\_phi\_dense** (*topic\_names=None, class\_ids=None, model\_name=None*)

**Description** get phi matrix in dense format

**Parameters**

- **topic\_names** (*list of str or str or None*) – list with topics or single topic to extract, None value means all topics
- **class\_ids** (*list of str or str or None*) – list with class\_ids or single class\_id to extract, None means all class ids
- **model\_name** (*str*) – self.model\_pwt by default, self.model\_nwt is also reasonable to extract unnormalized counters

**Returns**

- a 3-tuple of (data, rows, columns), where
- data — numpy.ndarray with Phi data (i.e., p(w|t) values)
- rows — the tokens of topic model;
- columns — the names of topics in topic model;

**get\_phi\_sparse** (*topic\_names=None, class\_ids=None, model\_name=None, eps=None*)

**Description** get phi matrix in sparse format

**Parameters**

- **topic\_names** (*list of str or str or None*) – list with topics or single topic to extract, None value means all topics
- **class\_ids** (*list of str or str or None*) – list with class\_ids or single class\_id to extract, None means all class ids
- **model\_name** (*str*) – self.model\_pwt by default, self.model\_nwt is also reasonable to extract unnormalized counters
- **eps** (*float*) – threshold to consider values as zero

**Returns**

- a 3-tuple of (data, rows, columns), where
- data — scipy.sparse.csr\_matrix with values
- columns — the names of topics in topic model;
- rows — the tokens of topic model;

**get\_score** (*score\_name*)

**Description** get score after fit\_offline, fit\_online or transform

**Parameters** **score\_name** (*str*) – the name of the score to return

**get\_theta** (*topic\_names=None*)

**Description** get Theta matrix for training set of documents (or cached after transform)

**Parameters** **topic\_names** (*list of str or str or None*) – list with topics or single topic to extract, None means all topics

**Returns**

- pandas.DataFrame: (data, columns, rows), where:
- columns — the ids of documents, for which the Theta matrix was requested;

- rows — the names of topics in topic model, that was used to create Theta;
- data — content of Theta matrix.

**get\_theta\_sparse** (*topic\_names=None, eps=None*)

**Description** get Theta matrix in sparse format

**Parameters**

- **topic\_names** (*list of str or str or None*) – list with topics or single topic to extract, None means all topics
- **eps** (*float*) – threshold to consider values as zero

**Returns**

- a 3-tuple of (data, rows, columns), where
- data — `scipy.sparse.csr_matrix` with values
- columns — the ids of documents;
- rows — the names of topics in topic model;

**info**

**Description** returns internal diagnostics information about the model

**initialize** (*dictionary=None*)

**Description** initialize topic model before learning

**Parameters** **dictionary** (*str or reference to Dictionary object*) – loaded BigARTM collection dictionary

**library\_version**

**Description** the version of BigARTM library in a MAJOR.MINOR.PATCH format

**load** (*filename, model\_name='p\_wt'*)

**Description** loads from disk the topic model saved by `ARTM.save()`

**Parameters**

- **filename** (*str*) – the name of file containing model
- **model\_name** (*str*) – the name of matrix to be saved, 'p\_wt' or 'n\_wt'

**Note**

- Loaded model will overwrite `ARTM.topic_names`, `class_ids` and `transaction_typednames` fields.
- All `transaction_typednames` (`class_ids`) weights will be set to 1.0, you need to specify them by hand if it's necessary.
- The method call will empty `ARTM.score_tracker`.
- All regularizers and scores will be forgotten.
- etc.
- We strongly recommend you to reset all important parameters of the ARTM model, used earlier.

**remove\_theta** ()

**Description** removes cached theta matrix

**reshape** (*topic\_names=None, dictionary=None*)

**Description** change the shape of the model,  
e.i. add/remove topics, or add/remove tokens.

**Parameters**

- **topic\_names** (*list of str*) – names of topics in model
- **dictionary** (*str or reference to Dictionary object*) – dictionary that define new set of tokens

Only one of the arguments (*topic\_names* or *dictionary*) can be specified at a time. For further description see methods `ARTM.reshape_topics()` and `ARTM.reshape_tokens()`.

**reshape\_tokens** (*dictionary*)

**Description** update tokens of the model.

Adds, removes, or reorders the tokens of the model according to a new dictionary. This operation changes *n\_wt* matrix, but has no immediate effect on the *p\_wt* matrix. You are expected to call `ARTM.fit_offline()` method to re-calculate *p\_wt* matrix for the new set of tokens.

**reshape\_topics** (*topic\_names*)

**Description** update topic names of the model.

Adds, removes, or reorders columns of *phi* matrices according to the new set of topic names. New topics are initialized with zeros.

**save** (*filename, model\_name='p\_wt'*)

**Description** saves one *Phi*-like matrix to disk

**Parameters**

- **filename** (*str*) – the name of file to store model
- **model\_name** (*str*) – the name of matrix to be saved, 'p\_wt' or 'n\_wt'

**set\_parent\_model** (*parent\_model, parent\_model\_weight=None*)

**Description** sets parent model. For more details, see comment in `ARTM.__init__`.

**Parameters** **parent\_model** (`ARTM`) – An instance of `ARTM` class to use as parent level of hierarchy

**topic\_names**

**Description** Gets or sets the list of topic names of the model.

**Note**

- Setting topic name allows you to put new labels on the existing topics. To add, remove or reorder topics use `ARTM.reshape_topics()` method.
- In `ARTM` topic names are used just as string identifiers, which give a unique name to each column of the *phi* matrix. Typically you want to set topic names as something like "topic0", "topic1", etc. Later operations like `get_phi()` allow you to specify which topics you need to retrieve. Most regularizers allow you to limit the set of topics they act upon. If you configure a rich set of regularizers it is important design your topic names according to how they are regularized. For example, you may use names `obj0`, `obj1`, ..., `objN` for *objective* topics (those where you enable sparsity regularizers), and `back0`, `back1`, ..., `backM` for *background* topics (those where you enable smoothing regularizers).

**transform** (*batch\_vectorizer=None, theta\_matrix\_type='dense\_theta', predict\_class\_id=None*)

**Description** find Theta matrix for new documents

**Parameters**

- **batch\_vectorizer** (*object\_reference*) – an instance of BatchVectorizer class
- **theta\_matrix\_type** (*str*) – type of matrix to be returned, possible values: 'dense\_theta', 'dense\_ptdw', 'cache', None, default='dense\_theta'
- **predict\_class\_id** (*str*) – class\_id of a target modality to predict. When this option is enabled the resulting columns of theta matrix will correspond to unique labels of a target modality. The values will represent p(c|d), which give the probability of class label c for document d.

**Returns**

- pandas.DataFrame: (data, columns, rows), where:
- columns — the ids of documents, for which the Theta matrix was requested;
- rows — the names of topics in topic model, that was used to create Theta;
- data — content of Theta matrix.

**Note**

- 'dense\_ptdw' mode provides simple access to values of p(t|w,d). The resulting pandas.DataFrame object will contain a flat theta matrix (no 3D) where each item has multiple columns - as many as the number of tokens in that document. These columns will have the same item\_id. The order of columns with equal item\_id is the same as the order of tokens in the input data (batch.item.token\_id).

**transform\_sparse** (*batch\_vectorizer*, *eps=None*)

**Description** find Theta matrix for new documents as sparse scipy matrix

**Parameters**

- **batch\_vectorizer** (*object\_reference*) – an instance of BatchVectorizer class
- **eps** (*float*) – threshold to consider values as zero

**Returns**

- a 3-tuple of (data, rows, columns), where
- data — scipy.sparse.csr\_matrix with values
- columns — the ids of documents;
- rows — the names of topics in topic model;

## 5.1.2 LDA model

This page describes LDA class.

```
class artm.LDA (num_topics=None,      num_processors=None,      cache_theta=False,      dictio-  
nary=None,      num_document_passes=10,      seed=-1,      alpha=0.01,      beta=0.01,  
theta_columns_naming='id')
```

```
__init__ (num_topics=None,      num_processors=None,      cache_theta=False,      dictio-  
nary=None,      num_document_passes=10,      seed=-1,      alpha=0.01,      beta=0.01,  
theta_columns_naming='id')
```

**Parameters**

- **num\_topics** (*int*) – the number of topics in model, will be overwritten if topic\_names is set
- **num\_processors** (*int*) – how many threads will be used for model training, if not specified then number of threads will be detected by the lib
- **cache\_theta** (*bool*) – save or not the Theta matrix in model. Necessary if ARTM.get\_theta() usage expects
- **num\_document\_passes** (*int*) – number of inner iterations over each document
- **dictionary** (*str or reference to Dictionary object*) – dictionary to be used for initialization, if None nothing will be done
- **reuse\_theta** (*bool*) – reuse Theta from previous iteration or not
- **seed** (*unsigned int or -1*) – seed for random initialization, -1 means no seed
- **alpha** (*float*) – hyperparameter of Theta smoothing regularizer
- **beta** (*float or list of floats with len == num\_topics*) – hyperparameter of Phi smoothing regularizer
- **theta\_columns\_naming** (*str*) – either ‘id’ or ‘title’, determines how to name columns (documents) in theta dataframe

**Note**

- the type (not value!) of beta should not change after initialization: if it was scalar - it should stay scalar, if it was list - it should stay list.

**clone()**

**Description** returns a deep copy of the artm.LDA object

**Note**

- This method is equivalent to copy.deepcopy() of your artm.LDA object. For more information refer to artm.ARTM.clone() method.

**fit\_offline** (*batch\_vectorizer, num\_collection\_passes=1*)

**Description** proceeds the learning of topic model in offline mode

**Parameters**

- **batch\_vectorizer** (*object\_reference*) – an instance of BatchVectorizer class
- **num\_collection\_passes** (*int*) – number of iterations over whole given collection

**fit\_online** (*batch\_vectorizer, tau0=1024.0, kappa=0.7, update\_every=1*)

**Description** proceeds the learning of topic model in online mode

**Parameters**

- **batch\_vectorizer** (*object\_reference*) – an instance of BatchVectorizer class
- **update\_every** (*int*) – the number of batches; model will be updated once per it
- **tau0** (*float*) – coefficient (see ‘Update formulas’ paragraph)
- **kappa** (*float*) (*float*) – power for tau0, (see ‘Update formulas’ paragraph)
- **update\_after** (*list of int*) – number of batches to be passed for Phi synchronizations

**Update formulas**

- The formulas for `decay_weight` and `apply_weight`:
- `update_count = current_processed_docs / (batch_size * update_every)`;
- `rho = pow(tau0 + update_count, -kappa)`;
- `decay_weight = 1-rho`;
- `apply_weight = rho`;

**get\_theta()**

**Description** get Theta matrix for training set of documents

**Returns**

- `pandas.DataFrame`: (data, columns, rows), where:
- columns — the ids of documents, for which the Theta matrix was requested;
- rows — the names of topics in topic model, that was used to create Theta;
- data — content of Theta matrix.

**get\_top\_tokens** (*num\_tokens=10, with\_weights=False*)

**Description** returns most probable tokens for each topic

**Parameters**

- **num\_tokens** (*int*) – number of top tokens to be returned
- **with\_weights** (*bool*) – return only tokens, or tuples (token, its p\_wt)

**Returns**

- list of lists of str, each internal list corresponds one topic in natural order, if `with_weights == False`, or list, or list of lists of tules, each tuple is (str, float)

**initialize** (*dictionary*)

**Description** initialize topic model before learning

**Parameters** **dictionary** (*str or reference to Dictionary object*) – loaded BigARTM collection dictionary

**load** (*filename, model\_name='p\_wt'*)

**Description** loads from disk the topic model saved by `LDA.save()`

**Parameters**

- **filename** (*str*) – the name of file containing model
- **model\_name** (*str*) – the name of matrix to be saved, 'p\_wt' or 'n\_wt'

**Note**

- We strongly recommend you to reset all important parameters of the LDA model, used earlier.

**remove\_theta()**

**Description** removes cached theta matrix

**save** (*filename, model\_name='p\_wt'*)

**Description** saves one Phi-like matrix to disk

**Parameters**

- **filename** (*str*) – the name of file to store model
- **model\_name** (*str*) – the name of matrix to be saved, 'p\_wt' or 'n\_wt'

**transform** (*batch\_vectorizer, theta\_matrix\_type='dense\_theta'*)

**Description** find Theta matrix for new documents

#### Parameters

- **batch\_vectorizer** (*object\_reference*) – an instance of BatchVectorizer class
- **theta\_matrix\_type** (*str*) – type of matrix to be returned, possible values: 'dense\_theta', None, default='dense\_theta'

#### Returns

- pandas.DataFrame: (data, columns, rows), where:
- columns — the ids of documents, for which the Theta matrix was requested;
- rows — the names of topics in topic model, that was used to create Theta;
- data — content of Theta matrix.

## 5.1.3 hARTM

This page describes hARTM class.

```
class artm.hARTM(num_processors=None, class_ids=None, scores=None, regularizers=None, num_document_passes=10, reuse_theta=False, dictionary=None, cache_theta=False, theta_columns_naming='id', seed=-1, tmp_files_path="")
```

```
__init__(num_processors=None, class_ids=None, scores=None, regularizers=None, num_document_passes=10, reuse_theta=False, dictionary=None, cache_theta=False, theta_columns_naming='id', seed=-1, tmp_files_path="")
```

**Description** a class for constructing topic hierarchy that is a sequence of tied artm.ARTM() models (levels)

#### Parameters

- **num\_processors** (*int*) – how many threads will be used for model training, if not specified then number of threads will be detected by the lib
- **class\_ids** (*dict*) – list of class\_ids and their weights to be used in model, key — class\_id, value — weight, if not specified then all class\_ids will be used
- **cache\_theta** (*bool*) – save or not the Theta matrix in model. Necessary if ARTM.get\_theta() usage expects
- **scores** (*list*) – list of scores (objects of artm.\*Score classes)
- **regularizers** (*list*) – list with regularizers (objects of artm.\*Regularizer classes)
- **num\_document\_passes** (*int*) – number of inner iterations over each document
- **dictionary** (*str or reference to Dictionary object*) – dictionary to be used for initialization, if None nothing will be done
- **reuse\_theta** (*bool*) – reuse Theta from previous iteration or not
- **theta\_columns\_naming** (*str*) – either 'id' or 'title', determines how to name columns (documents) in theta dataframe

- **seed** (*unsigned int or -1*) – seed for random initialization, -1 means no seed
- **tmp\_files\_path** (*str*) – a path where to save temporary files (temporary solution), default value: current directory

#### Usage

- **to construct hierarchy you have to learn several ARTM models:** `hier = artm.hARTM()` `level0 = hier.add_level(num_topics=5)` # returns `artm.ARTM()` instance # work with `level0` as with usual model `level1 = hier.add_level(num_topics=25, parent_level_weight=1)` # work with `level1` as with usual model # ...
- **to get the i-th level's model, use**  
`level = hier[i]`  
  
`or level = hier.get_level(i)`
- **to iterate through levels use**  
`for level in hier:` # some work with level
- method `hier.del_level(...)` removes i-th level and all levels after it
- other hARTM methods correspond to those in ARTM class and call them sequentially for all levels of hierarchy from 0 to the last one. For example, to fit levels offline you may call `fit_offline` method of hARTM instance or of each level individually.

**add\_level** (*num\_topics=None, topic\_names=None, parent\_level\_weight=1*)

**Description** adds new level to the hierarchy

#### Parameters

- **num\_topics** (*int*) – the number of topics in level model, will be overwritten if parameter `topic_names` is set
- **topic\_names** (*list of str*) – names of topics in model
- **parent\_level\_weight** (*float*) – the coefficient of smoothing `n_wt` by `n_wa`, a enumerates parent topics

**Returns** ARTM or derived ARTM\_Level instance

#### Notes

- hierarchy structure assumes the number of topics on each following level is greater than on previous one
- work with returned value as with usual ARTM model
- to access any level, use `[]` or `get_level` method
- Important! You cannot add next level before previous one is initialized and fit.

**clone** ()

**Description** returns a deep copy of the `artm.hARTM` object

#### Note

- This method is equivalent to `copy.deepcopy()` of your `artm.hARTM` object. For more information refer to `artm.ARTM.clone()` method.

**del\_level** (*level\_idx*)

**Description** removes i-th level and all following levels.

**Parameters** `level_idx` (*int*) – the number of level from what to start removing if -1, the last level is removed

**dispose** ()

**Description** free all native memory, allocated for this hierarchy

**Note**

- This method does not free memory occupied by models' dictionaries, because dictionaries are shared across all models
- hARTM class implements `__exit__` and `__del__` methods, which automatically call `dispose`.

**fit\_offline** (*batch\_vectorizer, num\_collection\_passes=1*)

**Description** proceeds the learning of all hierarchy levels from 0 to the last one

**Parameters**

- **batch\_vectorizer** (*object\_reference*) – an instance of BatchVectorizer class
- **num\_collection\_passes** (*int*) – number of iterations over whole given collection for each level

**Note**

- You cannot add add next level before previous one is fit. So use this method only when all levels are added, initialized and fit, for example, when you added one more regularizer or loaded hierarchy from disk.

**get\_level** (*level\_idx*)

**Description** access level

**Parameters** `level_idx` (*int*) – the number of level to return

**Returns** specified level that is ARTM or derived ARTM\_Level instance

**get\_phi** (*class\_ids=None, model\_name=None*)

**Description** get level-wise horizontally stacked Phi matrices

**Parameters**

- **class\_ids** (*list of str or str*) – list with class\_ids or single class\_id to extract, None means all class ids
- **model\_name** (*str*) – `self.model_pwt` by default, `self.model_nwt` is also reasonable to extract unnormalized counters

**Returns**

- pandas.DataFrame: (data, columns, rows), where:
- **columns** — the names of topics in format `level_X_Y` where X is level index and Y is topic name;
- **rows** — the tokens of topic model;
- **data** — content of Phi matrix.

**Note**

- if you need to extract specified topics, use `get_phi()` method of individual level model

**get\_theta** (*topic\_names=None*)

**Description** get level-wise vertically stacked Theta matrices for training set of documents

**Parameters** **topic\_names** (*list of str*) – list with topics to extract, None means all topics

**Returns**

- pandas.DataFrame: (data, columns, rows), where:
- columns — the ids of documents, for which the Theta matrix was requested;
- **rows — the names of topics in format level\_X\_Y** where X is level index and Y is topic name;
- data — content of Theta matrix.

**library\_version**

**Description** the version of BigARTM library in a MAJOR.MINOR.PATCH format

**load** (*path*)

**Description** loads models of already constructed hierarchy

**Parameters** **path** (*str*) – a path where hierarchy was saved by hARTM.save method

**Notes**

- Loaded models will overwrite ARTM.topic\_names and class\_ids fields of each level.
- All class\_ids weights will be set to 1.0, you need to specify them by hand if it's necessary.
- The method call will empty ARTM.score\_tracker of each level.
- All regularizers and scores will be forgotten.
- etc.
- We strongly recommend you to reset all important parameters of the ARTM models and hARTM, used earlier.

**save** (*path*)

**Description** saves all levels

**Parameters** **path** (*str*) – a path where to save hierarchy files This must be existing empty path, otherwise exception is raised

**transform** (*batch\_vectorizer*)

**Description** get level-wise vertically stacked Theta matrices for new documents

**Parameters** **batch\_vectorizer** (*object\_reference*) – an instance of BatchVectorizer class

**Returns**

- pandas.DataFrame: (data, columns, rows), where:
- columns — the ids of documents, for which the Theta matrix was requested;
- **rows — the names of topics in format level\_X\_Y** where X is level index and Y is topic name;
- data — content of Theta matrix.

**Note**

- to access  $p(t|d, w)$  matrix or to predict class use transform method of hierarchy level individually

## 5.1.4 Batches Utils

This page describes BatchVectorizer class.

```
class artm.BatchVectorizer(batches=None, collection_name=None, data_path="",
                          data_format='batches', target_folder=None, batch_size=1000,
                          batch_name_type='code', data_weight=1.0, n_wd=None, vo-
                          cabulary=None, gather_dictionary=True, class_ids=None, pro-
                          cess_in_memory_model=None)
```

```
__init__(batches=None, collection_name=None, data_path="", data_format='batches', tar-
          get_folder=None, batch_size=1000, batch_name_type='code', data_weight=1.0,
          n_wd=None, vocabulary=None, gather_dictionary=True, class_ids=None, pro-
          cess_in_memory_model=None)
```

**Parameters**

- **batches** (*list of str*) – if process\_in\_memory\_model is None -> list with non-full file names of batches (necessary parameters are batches + data\_path + data\_format=='batches' in this case) else -> list of batches (messages.Batch objects), loaded in memory
- **collection\_name** (*str*) – the name of text collection (required if data\_format == 'bow\_uci')
- **data\_path** (*str*) –
  - 1) if data\_format == 'bow\_uci' => folder containing 'docword.collection\_name.txt' and vocab.collection\_name.txt files; 2) if data\_format == 'vowpal\_wabbit' => file in Vowpal Wabbit format; 3) if data\_format == 'bow\_n\_wd' => useless parameter
  - 4) if data\_format == 'batches' => folder containing batches
- **data\_format** (*str*) – the type of input data: 1) 'bow\_uci' — Bag-Of-Words in UCI format; 2) 'vowpal\_wabbit' — Vowpal Wabbit format; 3 'bow\_n\_wd' — result of CountVectorizer or similar tool; 4) 'batches' — the BigARTM data format
- **batch\_size** (*int*) – number of documents to be stored in each batch
- **target\_folder** (*str*) – full path to folder for future batches storing; if not set, no batches will be produced for further work
- **batch\_name\_type** (*str*) – name batches in natural order ('code') or using random guids (guid)
- **data\_weight** (*float*) – weight for a group of batches from data\_path; it can be a list of floats, then data\_path (and target\_folder if not data\_format == 'batches') should also be lists; one weight corresponds to one path from the data\_path list;
- **n\_wd** (*array*) – matrix with n\_wd counters
- **vocabulary** (*dict*) – dict with vocabulary, key - index of n\_wd, value - token
- **gather\_dictionary** (*bool*) – create or not the default dictionary in vectorizer; if data\_format == 'bow\_n\_wd' - automatically set to True; and if data\_format == 'batches' or data\_weight is list - automatically set to False

- **class\_ids** (*list of str or str*) – list of class\_ids or single class\_id to parse and include in batches
- **process\_in\_memory\_model** (*artm.ARTM*) – ARTM instance that will use this vectorizer, is required when one needs processing of batches from disk in RAM (only if data\_format == 'batches'). NOTE: makes vectorizer model specific.

**batch\_size**

**Returns** the user-defined size of the batches

**batches\_ids**

**Returns** list of batches filenames, if process\_in\_memory == False, else - the list of in memory batches ids

**batches\_list**

: return: list of batches, if process\_in\_memory == False, else - the list of in memory batches ids

**data\_path**

**Returns** the disk path of batches

**dictionary**

**Returns** Dictionary object, if parameter gather\_dictionary was True, else None

**num\_batches**

**Returns** the number of batches

**process\_in\_memory**

**Returns** if Vectorizer uses processing of batches in core memory

**weights**

**Returns** list of batches weights

## 5.1.5 Dictionary

This page describes Dictionary class.

**class** `artm.Dictionary` (*name=None, dictionary\_path=None, data\_path=None*)

**\_\_init\_\_** (*name=None, dictionary\_path=None, data\_path=None*)

**Parameters**

- **name** (*str*) – name of the dictionary
- **dictionary\_path** (*str*) – can be used for default call of load() method in constructor
- **data\_path** (*str*) – can be used for default call of gather() method in constructor

Note: all parameters are optional

**create** (*dictionary\_data*)

**Description** creates dictionary using DictionaryData object

**Parameters** **dictionary\_data** (*DictionaryData instance*) – configuration of dictionary

**filter** (*class\_id=None, min\_df=None, max\_df=None, min\_df\_rate=None, max\_df\_rate=None, min\_tf=None, max\_tf=None, max\_dictionary\_size=None, recalculate\_value=False, inplace=True*)

**Description** filters the BigARTM dictionary of the collection, which was already loaded into the lib

#### Parameters

- **class\_id** (*str*) – class\_id to filter
- **min\_df** (*float*) – min df value to pass the filter
- **max\_df** (*float*) – max df value to pass the filter
- **min\_df\_rate** (*float*) – min df rate to pass the filter
- **max\_df\_rate** (*float*) – max df rate to pass the filter
- **min\_tf** (*float*) – min tf value to pass the filter
- **max\_tf** (*float*) – max tf value to pass the filter
- **max\_dictionary\_size** (*float*) – give an easy option to limit dictionary size; rare tokens will be excluded until dictionary reaches given size.
- **recalculate\_value** (*bool*) – recalculate or not value field in dictionary after filtration according to new sum of tf values
- **inplace** (*bool*) – if True, fill in place, otherwise return a new dictionary

**Note** the current dictionary will be replaced with filtered

**gather** (*data\_path, cooc\_file\_path=None, vocab\_file\_path=None, symmetric\_cooc\_values=False*)

**Description** creates the BigARTM dictionary of the collection, represented as batches and load it in the lib

#### Parameters

- **data\_path** (*str*) – full path to batches folder
- **cooc\_file\_path** (*str*) – full path to the file with cooc info. Cooc info is a file with three columns, first two are the zero-based indices of tokens in vocab file, and third one is a value of their co-occurrence in collection (or another) pairwise statistic.
- **vocab\_file\_path** (*str*) – full path to the file with vocabulary. If given, the dictionary token will have the same order, as in this file, otherwise the order will be random. If given, the tokens from batches, that are not presented in vocab, will be skipped.
- **symmetric\_cooc\_values** (*bool*) – if the cooc matrix should be considered to be symmetric or not

**load** (*dictionary\_path*)

**Description** loads the BigARTM dictionary of the collection into the lib

**Parameters** **dictionary\_path** (*str*) – full filename of the dictionary

**load\_text** (*dictionary\_path, encoding='utf-8'*)

**Description** loads the BigARTM dictionary of the collection from the disk in the human-readable text format

#### Parameters

- **dictionary\_path** (*str*) – full file name of the text dictionary file

- **encoding** (*str*) – an encoding of text in dictionary

**save** (*dictionary\_path*)

**Description** saves the BigARTM dictionary of the collection on the disk

**Parameters** **dictionary\_path** (*str*) – full file name for the dictionary

**save\_text** (*dictionary\_path*, *encoding*='utf-8')

**Description** saves the BigARTM dictionary of the collection on the disk in the human-readable text format

**Parameters**

- **dictionary\_path** (*str*) – full file name for the text dictionary file
- **encoding** (*str*) – an encoding of text in dictionary

## 5.1.6 Regularizers

This page describes *KlFunctionInfo* and *Regularizer* classes.

See detailed description of regularizers [Regularizers Description](#) for understanding their sense.

**class** `artm.KlFunctionInfo` (*function\_type*='log', *power\_value*=2.0)

**\_\_init\_\_** (*function\_type*='log', *power\_value*=2.0)

**Parameters**

- **function\_type** (*str*) – the type of function, 'log' (logarithm) or 'pol' (polynomial)
- **power\_value** (*float*) – the float power of polynomial, ignored if type = 'log'

**class** `artm.SmoothSparsePhiRegularizer` (*name*=None, *tau*=1.0, *gamma*=None, *class\_ids*=None, *topic\_names*=None, *dictionary*=None, *kl\_function\_info*=None, *config*=None)

**\_\_init\_\_** (*name*=None, *tau*=1.0, *gamma*=None, *class\_ids*=None, *topic\_names*=None, *dictionary*=None, *kl\_function\_info*=None, *config*=None)

**Parameters**

- **name** (*str*) – the identifier of regularizer, will be auto-generated if not specified
- **tau** (*float*) – the coefficient of regularization for this regularizer. When gamma is not specified, the value of tau is interpreted as an absolute regularization coefficient; otherwise (when gamma is specified), tau is interpreted as relative regularization coefficient.
- **gamma** (*float*) – coefficient of topics individualization, float, from 0 to 1. When gamma is specified, parameter tau is interpreted as relative regularization coefficient. Absolute regularization coefficient is calculated by multiplying relative coefficient by a topic-dependent scaling factor. The value of gamma indicate coefficient of topics individualization. 0 = all topics share an equal scaling factor. 1 = all topics have an individual scaling factor, irrespective of other topics.
- **class\_ids** (*list of str or str or None*) – list of class\_ids or single class\_id to regularize, will regularize all classes if empty or None

- **topic\_names** (*list of str or single str or None*) – list of names or single name of topic to regularize, will regularize all topics if empty or None
- **dictionary** (*str or reference to Dictionary object*) – BigARTM collection dictionary, won't use dictionary if not specified
- **kl\_function\_info** (*KlFunctionInfo object*) – class with additional info about function under KL-div in regularizer
- **config** (*protobuf object*) – the low-level config of this regularizer

```
class artm.SmoothSparseThetaRegularizer(name=None, tau=1.0, topic_names=None,
                                       alpha_iter=None, kl_function_info=None,
                                       doc_titles=None, doc_topic_coef=None, config=None)
```

```
__init__(name=None, tau=1.0, topic_names=None, alpha_iter=None, kl_function_info=None,
         doc_titles=None, doc_topic_coef=None, config=None)
```

#### Parameters

- **name** (*str*) – the identifier of regularizer, will be auto-generated if not specified
- **tau** (*float*) – the coefficient of regularization for this regularizer
- **alpha\_iter** (*list of str*) – list of additional coefficients of regularization on each iteration over document. Should have length equal to `model.num_document_passes`
- **topic\_names** (*list of str or single str or None*) – list of names or single name of topic to regularize, will regularize all topics if empty or None
- **kl\_function\_info** (*KlFunctionInfo object*) – class with additional info about function under KL-div in regularizer
- **doc\_titles** (*list of strings*) – list of titles of documents to be processed by this regularizer. Default empty value means processing of all documents. User should guarantee the existence and correctness of document titles in batches (e.g. in src files with data, like WV).
- **doc\_topic\_coef** (*list of floats or list of lists of floats*) – Two cases: 1) list of floats with length equal to num of topics. Means additional multiplier in M-step formula besides alpha and tau, unique for each topic, but general for all processing documents. 2) list of lists of floats with outer list length equal to length of `doc_titles`, and each inner list length equal to num of topics. Means case 1 with unique list of additional multipliers for each document from `doc_titles`. Other documents will not be regularized according to description of `doc_titles` parameter. Note, that `doc_topic_coef` and `topic_names` are both using.
- **config** (*protobuf object*) – the low-level config of this regularizer

```
class artm.DecorrelatorPhiRegularizer(name=None, tau=1.0, gamma=None,
                                     class_ids=None, topic_names=None,
                                     topic_pairs=None, config=None)
```

```
__init__(name=None, tau=1.0, gamma=None, class_ids=None, topic_names=None,
         topic_pairs=None, config=None)
```

#### Parameters

- **name** (*str*) – the identifier of regularizer, will be auto-generated if not specified

- **tau** (*float*) – the coefficient of regularization for this regularizer See SmoothSparsePhiRegularizer documentation for further details.
- **gamma** (*float*) – coefficient of topics individualization. See SmoothSparsePhiRegularizer documentation for further details.
- **class\_ids** (*list of str or str or None*) – list of class\_ids or single class\_id to regularize, will regularize all classes if empty or None
- **topic\_names** (*list of str or single str or None*) – list of names or single name of topic to regularize, will regularize all topics if empty or None
- **topic\_pairs** (*dict, key – topic name, value – dict with topic names and float values*) – information about pairwise topic decorrelation coefficients, all topic names from topic\_names parameter will be used with 1.0 coefficient if None.
- **config** (*protobuf object*) – the low-level config of this regularizer

```
class artm.LabelRegularizationPhiRegularizer(name=None, tau=1.0, gamma=None,
                                             class_ids=None, topic_names=None,
                                             dictionary=None, config=None)
```

```
__init__(name=None, tau=1.0, gamma=None, class_ids=None, topic_names=None, dictionary=None, config=None)
```

#### Parameters

- **name** (*str*) – the identifier of regularizer, will be auto-generated if not specified
- **tau** (*float*) – the coefficient of regularization for this regularizer See SmoothSparsePhiRegularizer documentation for further details.
- **gamma** (*float*) – coefficient of topics individualization. See SmoothSparsePhiRegularizer documentation for further details.
- **class\_ids** (*list of str or str or None*) – list of class\_ids or single class\_id to regularize, will regularize all classes if empty or None
- **topic\_names** (*list of str or single str or None*) – list of names or single name of topic to regularize, will regularize all topics if empty or None
- **dictionary** (*str or reference to Dictionary object*) – BigARTM collection dictionary, won't use dictionary if not specified
- **config** (*protobuf object*) – the low-level config of this regularizer

```
class artm.SpecifiedSparsePhiRegularizer(name=None, tau=1.0, gamma=None,
                                         topic_names=None, class_id=None,
                                         num_max_elements=None, probability_threshold=None,
                                         sparse_by_columns=True, config=None)
```

```
__init__(name=None, tau=1.0, gamma=None, topic_names=None, class_id=None,
         num_max_elements=None, probability_threshold=None, sparse_by_columns=True,
         config=None)
```

#### Parameters

- **name** (*str*) – the identifier of regularizer, will be auto-generated if not specified
- **tau** (*float*) – the coefficient of regularization for this regularizer See SmoothSparsePhiRegularizer documentation for further details.

- **gamma** (*float*) – coefficient of topics individualization. See SmoothSparsePhiRegularizer documentation for further details.
- **class\_id** (*str*) – class\_id to regularize
- **topic\_names** (*list of str or single str or None*) – list of names or single name of topic to regularize, will regularize all topics if empty or None
- **num\_max\_elements** (*int*) – number of elements to save in row/column
- **probability\_threshold** (*float*) – if m elements in row/column sum into value  $\geq$  probability\_threshold,  $m < n \Rightarrow$  only these elements would be saved. Value should be in (0, 1), default=None
- **sparse\_by\_columns** (*bool*) – find max elements in column or in row
- **config** (*protobuf object*) – the low-level config of this regularizer

```
class artm.ImproveCoherencePhiRegularizer (name=None, tau=1.0, gamma=None,
                                           class_ids=None, topic_names=None, dictionary=None, config=None)
```

```
__init__ (name=None, tau=1.0, gamma=None, class_ids=None, topic_names=None, dictionary=None, config=None)
```

#### Parameters

- **name** (*str*) – the identifier of regularizer, will be auto-generated if not specified
- **tau** (*float*) – the coefficient of regularization for this regularizer See SmoothSparsePhiRegularizer documentation for further details.
- **gamma** (*float*) – coefficient of topics individualization. See SmoothSparsePhiRegularizer documentation for further details.
- **class\_ids** (*list of str or str or None*) – list of class\_ids or single class\_id to regularize, will regularize all classes if empty or None dictionary should contain pairwise tokens co-occurrence info
- **topic\_names** (*list of str or single str or None*) – list of names or single name of topic to regularize, will regularize all topics if empty or None
- **dictionary** (*str or reference to Dictionary object*) – BigARTM collection dictionary, won't use dictionary if not specified, in this case regularizer is useless
- **config** (*protobuf object*) – the low-level config of this regularizer

```
class artm.SmoothPtdwRegularizer (name=None, tau=1.0, config=None)
```

```
__init__ (name=None, tau=1.0, config=None)
```

#### Parameters

- **name** (*str*) – the identifier of regularizer, will be auto-generated if not specified
- **tau** (*float*) – the coefficient of regularization for this regularizer
- **config** (*protobuf object*) – the low-level config of this regularizer

```
class artm.TopicSelectionThetaRegularizer (name=None, tau=1.0, topic_names=None, alpha_iter=None, config=None)
```

```
__init__ (name=None, tau=1.0, topic_names=None, alpha_iter=None, config=None)
```

**Parameters**

- **name** (*str*) – the identifier of regularizer, will be auto-generated if not specified
- **tau** (*float*) – the coefficient of regularization for this regularizer
- **alpha\_iter** (*list of str*) – list of additional coefficients of regularization on each iteration over document. Should have length equal to `model.num_document_passes`
- **topic\_names** (*list of str or single str or None*) – list of names or single name of topic to regularize, will regularize all topics if empty or None
- **config** (*protobuf object*) – the low-level config of this regularizer

```
class artm.BiternsPhiRegularizer(name=None, tau=1.0, gamma=None, class_ids=None,
                                topic_names=None, dictionary=None, config=None)
```

```
__init__(name=None, tau=1.0, gamma=None, class_ids=None, topic_names=None, dictio-
        nary=None, config=None)
```

**Parameters**

- **name** (*str*) – the identifier of regularizer, will be auto-generated if not specified
- **tau** (*float*) – the coefficient of regularization for this regularizer See SmoothSparsePhiRegularizer documentation for further details.
- **gamma** (*float*) – coefficient of topics individualization. See SmoothSparsePhiRegularizer documentation for further details.
- **class\_ids** (*list of str or str or None*) – list of class\_ids or single class\_id to regularize, will regularize all classes if empty or None
- **topic\_names** (*list of str or single str or None*) – list of names or single name of topic to regularize, will regularize all topics if empty or None
- **dictionary** (*str or reference to Dictionary object*) – Bi-gARTM collection dictionary, won't use dictionary if not specified, in this case regularizer is useless, dictionary should contain pairwise tokens co-occurrence info
- **config** (*protobuf object*) – the low-level config of this regularizer

```
class artm.HierarchySparsingThetaRegularizer(name=None, tau=1.0, topic_names=None,
                                              alpha_iter=None, parent_topic_proportion=None,
                                              config=None)
```

```
__init__(name=None, tau=1.0, topic_names=None, alpha_iter=None, parent_topic_proportion=None,
        config=None)
```

**Description** this regularizer affects psi matrix that contains  $p(\text{topics}|\text{supertopic})$  values.

**Parameters**

- **name** (*str*) – the identifier of regularizer, will be auto-generated if not specified
- **tau** (*float*) – the coefficient of regularization for this regularizer
- **alpha\_iter** (*list of str*) – list of additional coefficients of regularization on each iteration over document. Should have length equal to `model.num_document_passes`
- **topic\_names** (*list of str or single str or None*) – list of names or single name of topic to regularize, will regularize all topics if empty or None

- **config** (*protobuf object*) – the low-level config of this regularizer
- **parent\_topic\_proportion** (*list of float*) – list of  $p(\text{supertopic})$  values that are  $p(\text{topic})$  of parent level model

```
class artm.TopicSegmentationPtdwRegularizer(name=None, window=None, threshold=None, background_topic_names=None, config=None)
```

```
__init__(name=None, window=None, threshold=None, background_topic_names=None, config=None)
```

#### Parameters

- **name** (*str*) – the identifier of regularizer, will be auto-generated if not specified
- **window** (*int*) – a number of words to the one side over which smoothing will be performed
- **threshold** (*float*) – probability threshold for a word to be a topic-changing word
- **background\_topic\_names** (*list of str or str or None*) – list of names or single name of topic to be considered background, will not consider background topics if empty or None
- **config** (*protobuf object*) – the low-level config of this regularizer

```
class artm.SmoothTimeInTopicsPhiRegularizer(name=None, tau=1.0, gamma=None, class_id=None, topic_names=None, config=None)
```

```
__init__(name=None, tau=1.0, gamma=None, class_id=None, topic_names=None, config=None)
```

#### Parameters

- **name** (*str*) – the identifier of regularizer, will be auto-generated if not specified
- **tau** (*float*) – the coefficient of regularization for this regularizer See SmoothSparsePhiRegularizer documentation for further details.
- **gamma** (*float*) – coefficient of topics individualization. See SmoothSparsePhiRegularizer documentation for further details.
- **class\_id** (*str*) – class\_id to regularize
- **topic\_names** (*list of str or single str or None*) – list of names or single name of topic to regularize, will regularize all topics if empty or None
- **config** (*protobuf object*) – the low-level config of this regularizer

```
class artm.NetPlsaPhiRegularizer(name=None, tau=1.0, gamma=None, class_id=None, symmetric_edge_weights=None, topic_names=None, vertex_names=None, vertex_weights=None, edge_weights=None, config=None)
```

```
__init__(name=None, tau=1.0, gamma=None, class_id=None, symmetric_edge_weights=None, topic_names=None, vertex_names=None, vertex_weights=None, edge_weights=None, config=None)
```

#### Parameters

- **name** (*str*) – the identifier of regularizer, will be auto-generated if not specified
- **tau** (*float*) – the coefficient of regularization for this regularizer See SmoothSparsePhiRegularizer documentation for further details.

- **gamma** (*float*) – coefficient of topics individualization. See SmoothSparsePhiRegularizer documentation for further details.
- **class\_id** (*str*) – name of class\_id of special tokens-vertices
- **topic\_names** (*list of str or single str or None*) – list of names or single name of topic to regularize, will regularize all topics if empty or None
- **edge\_weights** (*dict, key - first token, value - dict with second tokens and float values*) – information about edge weights of NetPLSA model, required.
- **symmetric\_edge\_weights** (*bool*) – use symmetric edge weights or not
- **vertex\_names** (*list*) – list of tokens-vertices of class\_id modality, required.
- **vertex\_weights** (*list*) – list of weights of vertices, should has equal length with vertex\_name, 1.0 values for all vertices will be used by default
- **config** (*protobuf object*) – the low-level config of this regularizer

### 5.1.7 Scores

This page describes \*Scores classes.

See detailed description of scores [Scores Description](#) for understanding their sense.

```
class artm.SparsityPhiScore (name=None, class_id=None, topic_names=None,
                             model_name=None, eps=None, config=None)
```

```
__init__ (name=None, class_id=None, topic_names=None, model_name=None, eps=None, config=None)
```

#### Parameters

- **name** (*str*) – the identifier of score, will be auto-generated if not specified
- **class\_id** (*str*) – class\_id to score
- **topic\_names** (*list of str or str or None*) – list of names or single name of topic to regularize, will score all topics if empty or None
- **model\_name** – phi-like matrix to be scored (typically ‘pwt’ or ‘nwt’), ‘pwt’ if not specified
- **eps** (*float*) – the tolerance const, everything < eps considered to be zero
- **config** (*protobuf object*) – the low-level config of this score

```
class artm.ItemsProcessedScore (name=None, config=None)
```

```
__init__ (name=None, config=None)
```

#### Parameters

- **name** (*str*) – the identifier of score, will be auto-generated if not specified
- **config** (*protobuf object*) – the low-level config of this score

```
class artm.PerplexityScore (name=None, transaction_typednames=None, class_ids=None, dictionary=None, config=None)
```

```
__init__ (name=None, transaction_typednames=None, class_ids=None, dictionary=None, config=None)
```

**Parameters**

- **name** (*str*) – the identifier of score, will be auto-generated if not specified
- **transaction\_typenames** (*list of str*) – transaction\_typenames to score, None means that tokens of all transaction\_typenames will be used
- **class\_ids** (*list of str*) – class\_ids to score, None means that tokens of all class\_ids will be used
- **dictionary** (*str or reference to Dictionary object*) – BigARTM collection dictionary, is strongly recommended to be used for correct replacing of zero counters.
- **config** (*protobuf object*) – the low-level config of this score

```
class artm.SparsityThetaScore (name=None, topic_names=None, eps=None, config=None)
```

```
__init__ (name=None, topic_names=None, eps=None, config=None)
```

**Parameters**

- **name** (*str*) – the identifier of score, will be auto-generated if not specified
- **topic\_names** (*list of str or str or None*) – list of names or single name of topic to regularize, will score all topics if empty or None
- **eps** (*float*) – the tolerance const, everything < eps considered to be zero
- **config** (*protobuf object*) – the low-level config of this score

```
class artm.ThetaSnippetScore (name=None, item_ids=None, num_items=None, config=None)
```

```
__init__ (name=None, item_ids=None, num_items=None, config=None)
```

**Parameters**

- **name** (*str*) – the identifier of score, will be auto-generated if not specified
- **item\_ids** (*list of int*) – list of names of items to show, default=None
- **num\_items** (*int*) – number of theta vectors to show from the beginning (no sense if item\_ids was given)
- **config** (*protobuf object*) – the low-level config of this score

```
class artm.TopicKernelScore (name=None, class_id=None, topic_names=None, eps=None, dictionary=None, probability_mass_threshold=None, config=None)
```

```
__init__ (name=None, class_id=None, topic_names=None, eps=None, dictionary=None, probability_mass_threshold=None, config=None)
```

**Parameters**

- **name** (*str*) – the identifier of score, will be auto-generated if not specified
- **class\_id** (*str*) – class\_id to score
- **topic\_names** (*list of str or str or None*) – list of names or single name of topic to regularize, will score all topics if empty or None
- **probability\_mass\_threshold** (*float*) – the threshold for p(tlw) values to get token into topic kernel. Should be in (0, 1)

- **dictionary** (*str or reference to Dictionary object*) – BigARTM collection dictionary, won't use dictionary if not specified
- **eps** (*float*) – the tolerance const, everything < eps considered to be zero
- **config** (*protobuf object*) – the low-level config of this score

```
class artm.TopTokensScore(name=None, class_id=None, topic_names=None, num_tokens=None,
                           dictionary=None, config=None)
```

```
__init__(name=None, class_id=None, topic_names=None, num_tokens=None, dictionary=None,
          config=None)
```

#### Parameters

- **name** (*str*) – the identifier of score, will be auto-generated if not specified
- **class\_id** (*str*) – class\_id to score
- **topic\_names** (*list of str or str or None*) – list of names or single name of topic to regularize, will score all topics if empty or None
- **num\_tokens** (*int*) – number of tokens with max probability in each topic
- **dictionary** (*str or reference to Dictionary object*) – BigARTM collection dictionary, won't use dictionary if not specified
- **config** (*protobuf object*) – the low-level config of this score

```
class artm.TopicMassPhiScore(name=None, class_ids=None, topic_names=None,
                              model_name=None, eps=None, config=None)
```

```
__init__(name=None, class_ids=None, topic_names=None, model_name=None, eps=None,
          config=None)
```

#### Parameters

- **name** (*str*) – the identifier of score, will be auto-generated if not specified
- **class\_ids** (*list of str*) – class\_id to score, means that tokens of all class\_ids will be used
- **topic\_names** (*list of str or str or None*) – list of names or single name of topic to regularize, will score all topics if empty or None
- **model\_name** – phi-like matrix to be scored (typically 'pwt' or 'nwt'), 'pwt' if not specified
- **eps** (*float*) – the tolerance const, everything < eps considered to be zero
- **config** (*protobuf object*) – the low-level config of this score

```
class artm.ClassPrecisionScore(name=None, config=None)
```

```
__init__(name=None, config=None)
```

#### Parameters

- **name** (*str*) – the identifier of score, will be auto-generated if not specified
- **config** (*protobuf object*) – the low-level config of this score

```
class artm.BackgroundTokensRatioScore(name=None, class_id=None, delta_threshold=None,
                                       save_tokens=None, direct_kl=None, config=None)
```

```
__init__(name=None, class_id=None, delta_threshold=None, save_tokens=None, direct_kl=None,
         config=None)
```

#### Parameters

- **name** (*str*) – the identifier of score, will be auto-generated if not specified
- **class\_id** (*str*) – class\_id to score
- **delta\_threshold** (*float*) – the threshold for KL-div between  $p(t|w)$  and  $p(t)$  to get token into background. Should be non-negative
- **save\_tokens** (*bool*) – save background tokens or not, save if field not specified
- **direct\_kl** (*bool*) – use  $KL(p(t) \parallel p(t|w))$  or via versa, true if field not specified
- **config** (*protobuf object*) – the low-level config of this score

### 5.1.8 Score Tracker

This page describes *\*ScoreTracker* classes.

```
class artm.score_tracker.SparsityPhiScoreTracker(score)
```

```
__init__(score)
```

#### Properties

- Note: every field is a list of info about score on all synchronizations.
- value - values of Phi sparsity.
- zero\_tokens - number of zero rows in Phi.
- total\_tokens - number of all rows in Phi.
- Note: every field has a version with prefix **'last\_'**, means retrieving only info about the last synchronization.

```
class artm.score_tracker.SparsityThetaScoreTracker(score)
```

```
__init__(score)
```

#### Properties

- Note: every field is a list of info about score on all synchronizations.
- value - values of Theta sparsity.
- zero\_topics - number of zero rows in Theta.
- total\_topics - number of all rows in Theta.
- Note: every field has a version with prefix **'last\_'**, means retrieving only info about the last synchronization.

```
class artm.score_tracker.PerplexityScoreTracker(score)
```

```
__init__(score)
```

#### Properties

- Note: every field is a list of info about score on all synchronizations.
- value - values of perplexity.
- raw - raw values in formula for perplexity (in case of one class id).
- normalizer - normalizer values in formula for perplexity (in case of one class id).
- zero\_tokens - number of zero  $p(wld) = \sum_t p(wlt) p(tld)$  (in case of one class id).
- transaction\_typename\_info - array of structures, each structure contains raw, normalizer zero\_tokens and transaction\_typename name (in case of several transaction types) Note, that in the case of non-transaction model transaction type is equal @default\_transaction.
- Note: every field has a version with prefix '**last\_**', means retrieving only info about the last synchronization.

```
class artm.score_tracker.TopTokensScoreTracker (score)
```

```
    __init__ (score)
```

#### **Properties**

- Note: every field is a list of info about score on all synchronizations.
- num\_tokens - number of requested top tokens.
- coherence - each element of list is a dict, key - topic name, value - topic coherence counted using top-tokens
- average\_coherence - average coherencies of all scored topics.
- tokens - each element of list is a dict, key - topic name, value - list of top-tokens
- weights - each element of list is a dict, key - topic name, value - list of weights of corresponding top-tokens (weight of token ==  $p(wlt)$ )
- Note: every field has a version with prefix '**last\_**', means retrieving only info about the last synchronization.

```
class artm.score_tracker.TopicKernelScoreTracker (score)
```

```
    __init__ (score)
```

#### **Properties**

- Note: every field is a list of info about score on all synchronizations.
- tokens - each element of list is a dict, key - topic name, value - list of kernel tokens
- size - each element of list is a dict, key - topic name, value - kernel size
- contrast - each element of list is a dict, key - topic name, value - kernel contrast
- purity - each element of list is a dict, key - topic name, value - kernel purity
- coherence - each element of list is a dict, key - topic name, value - topic coherence counted using kernel tokens
- average\_size - average kernel size of all scored topics.
- average\_contrast - average kernel contrast of all scored topics.
- average\_purity - average kernel purity of all scored topics.

- average\_coherence - average coherencies of all scored topics.
- Note: every field has a version with prefix '**last\_**', means retrieving only info about the last synchronization.

```
class artm.score_tracker.ItemsProcessedScoreTracker(score)
```

```
    __init__(score)
```

#### Properties

- Note: every field is a list of info about score on all synchronizations.
- value - numbers of processed documents.
- Note: every field has a version with prefix '**last\_**', means retrieving only info about the last synchronization.

```
class artm.score_tracker.ThetaSnippetScoreTracker(score)
```

```
    __init__(score)
```

#### Properties

- Note: every field is a list of info about score on all synchronizations.
- document\_ids - each element of list is a list of ids of returned documents.
- snippet - each element of list is a dict, key - doc id, value - list with corresponding p(tld) values.
- Note: every field has a version with prefix '**last\_**', means retrieving only info about the last synchronization.

```
class artm.score_tracker.TopicMassPhiScoreTracker(score)
```

```
    __init__(score)
```

#### Properties

- Note: every field is a list of info about score on all synchronizations.
- value - values of ratio of sum\_t n\_t of scored topics and all topics
- topic\_mass - each value is a dict, key - topic name, value - topic mass n\_t
- topic\_ratio - each value is a dict, key - topic name, value - topic ratio
- Note: every field has a version with prefix '**last\_**', means retrieving only info about the last synchronization.

```
class artm.score_tracker.ClassPrecisionScoreTracker(score)
```

```
    __init__(score)
```

#### Properties

- Note: every field is a list of info about score on all synchronizations.
- value - values of ratio of correct predictions.

- error - numbers of error predictiona.
- total - numbers of all predictions.
- Note: every field has a version with prefix '**last\_**', means retrieving only info about the last synchronization.

```
class artm.score_tracker.BackgroundTokensRatioScoreTracker (score)
```

```
    __init__ (score)
```

#### Properties

- Note: every field is a list of info about score on all synchronizations.
- value - values of part of background tokens.
- tokens - each element of list is a lists of background tokens (can be acceced if 'save\_tokens' was True)
- Note: every field has a version with prefix '**last\_**', means retrieving only info about the last synchronization.

### 5.1.9 Master Component

This page describes MasterComponent class.

```
class artm.MasterComponent (library=None,  topic_names=None,  class_ids=None,  trans-  
    action_typernames=None,  scores=None,  regularizers=None,  
    num_processors=None,  pwt_name=None,  nwt_name=None,  
    num_document_passes=None, reuse_theta=None, cache_theta=False,  
    parent_model_id=None, parent_model_weight=None, config=None,  
    master_id=None)
```

```
    __init__ (library=None,  topic_names=None,  class_ids=None,  transaction_typernames=None,  
        scores=None,  regularizers=None,  num_processors=None,  pwt_name=None,  
        nwt_name=None, num_document_passes=None, reuse_theta=None, cache_theta=False,  
        parent_model_id=None, parent_model_weight=None, config=None, master_id=None)
```

#### Parameters

- **library** – an instance of LibArtn
- **topic\_names** (*list of str*) – list of topic names to use in model
- **class\_ids** (*dict*) – key - class\_id, value - class\_weight
- **transaction\_typernames** (*dict*) – key - transaction\_typername, value - transaction\_weight, specify class\_ids when using custom transaction\_typernames
- **scores** (*dict*) – key - score name, value - config
- **regularizers** (*dict*) – key - regularizer name, value - tuple (config, tau) or triple (config, tau, gamma)
- **num\_processors** (*int*) – number of worker threads to use for processing the collection
- **pwt\_name** (*str*) – name of pwt matrix
- **nwt\_name** (*str*) – name of nwt matrix

- **num\_document\_passes** (*in*) – num passes through each document
- **reuse\_theta** (*bool*) – reuse Theta from previous iteration or not
- **cache\_theta** (*bool*) – save or not the Theta matrix
- **parent\_model\_id** (*int*) – master\_id of parent model (previous level of hierarchy)
- **parent\_model\_weight** (*float*) – weight of parent model (plays role in fit\_offline; defines how much to respect parent model as compared to batches)

**attach\_model** (*model*)

**Parameters** **model** (*str*) – name of matrix in BigARTM

**Returns**

- messages.TopicModel() object with info about Phi matrix
- numpy.ndarray with Phi data (i.e., p(wlt) values)

**clear\_score\_array\_cache** ()

Clears all entries from score array cache

**clear\_score\_cache** ()

Clears all entries from score cache

**clear\_theta\_cache** ()

Clears all entries from theta matrix cache

**create\_dictionary** (*dictionary\_data*, *dictionary\_name=None*)

**Parameters**

- **dictionary\_data** – an instance of DictionaryData with info about dictionary
- **dictionary\_name** (*str*) – name of exported dictionary

**create\_regularizer** (*name*, *config*, *tau*, *gamma=None*)

**Parameters**

- **name** (*str*) – the name of the future regularizer
- **config** – the config of the future regularizer
- **tau** (*float*) – the coefficient of the regularization

**create\_score** (*name*, *config*, *model\_name=None*)

**Parameters**

- **name** (*str*) – the name of the future score
- **config** – an instance of \*\*\*ScoreConfig
- **model\_name** – pwt or nwt model name

**export\_dictionary** (*filename*, *dictionary\_name*)

**Parameters**

- **filename** (*str*) – full name of dictionary file
- **dictionary\_name** (*str*) – name of exported dictionary

**export\_model** (*model*, *filename*)

**Parameters**

- **model** (*str*) – name of matrix in BigARTM
- **filename** (*str*) – the name of file to save model into binary format

**export\_score\_tracker** (*filename*)

Parameters **filename** (*str*) – the name of file to save score tracker into binary format

**filter\_dictionary** (*dictionary\_name=None, dictionary\_target\_name=None, class\_id=None, min\_df=None, max\_df=None, min\_df\_rate=None, max\_df\_rate=None, min\_tf=None, max\_tf=None, max\_dictionary\_size=None, recalculate\_value=None, args=None*)

Parameters

- **dictionary\_name** (*str*) – name of the dictionary in the core to filter
- **dictionary\_target\_name** (*str*) – name for the new filtered dictionary in the core
- **class\_id** (*str*) – class\_id to filter
- **min\_df** (*float*) – min df value to pass the filter
- **max\_df** (*float*) – max df value to pass the filter
- **min\_df\_rate** (*float*) – min df rate to pass the filter
- **max\_df\_rate** (*float*) – max df rate to pass the filter
- **min\_tf** (*float*) – min tf value to pass the filter
- **max\_tf** (*float*) – max tf value to pass the filter
- **max\_dictionary\_size** (*float*) – give an easy option to limit dictionary size; rare tokens will be excluded until dictionary reaches given size.
- **recalculate\_value** (*bool*) – recalculate or not value field in dictionary after filtration according to new sum of tf values
- **args** – an instance of FilterDictionaryArgs

**fit\_offline** (*batch\_filenames=None, batch\_weights=None, num\_collection\_passes=None, batches\_folder=None, reset\_nwt=True*)

Parameters

- **batch\_filenames** (*list of str*) – name of batches to process
- **batch\_weights** (*list of float*) – weights of batches to process
- **num\_collection\_passes** (*int*) – number of outer iterations
- **batches\_folder** (*str*) – folder containing batches to process
- **reset\_nwt** (*bool*) – a flag indicating whether to reset n\_wt matrix to 0.

**fit\_online** (*batch\_filenames=None, batch\_weights=None, update\_after=None, apply\_weight=None, decay\_weight=None, asynchronous=None*)

Parameters

- **batch\_filenames** (*list of str*) – name of batches to process
- **batch\_weights** (*list of float*) – weights of batches to process
- **update\_after** (*list of int*) – number of batches to be passed for Phi synchronizations

- **apply\_weight** (*list of float*) – weight of applying new counters (len == len of update\_after)
- **decay\_weight** (*list of float*) – weight of applying old counters (len == len of update\_after)
- **asynchronous** (*bool*) – whether to use the asynchronous implementation of the EM-algorithm or not

**gather\_dictionary** (*dictionary\_target\_name=None, data\_path=None, cooc\_file\_path=None, vocab\_file\_path=None, symmetric\_cooc\_values=None, args=None*)

**Parameters**

- **dictionary\_target\_name** (*str*) – name of the dictionary in the core
- **data\_path** (*str*) – full path to batches folder
- **cooc\_file\_path** (*str*) – full path to the file with cooc info
- **vocab\_file\_path** (*str*) – full path to the file with vocabulary
- **symmetric\_cooc\_values** (*bool*) – whether the cooc matrix should considered to be symmetric or not
- **args** – an instance of GatherDictionaryArgs

**get\_dictionary** (*dictionary\_name*)

**Parameters** **dictionary\_name** (*str*) – name of dictionary to get

**get\_info** ()

**get\_phi\_info** (*model*)

**Parameters** **model** (*str*) – name of matrix in BigARTM

**Returns** messages.TopicModel object

**get\_phi\_matrix** (*model, topic\_names=None, class\_ids=None, use\_sparse\_format=None*)

**Parameters**

- **model** (*str*) – name of matrix in BigARTM
- **topic\_names** (*list of str or None*) – list of topics to retrieve (None means all topics)
- **class\_ids** (*list of str or None*) – list of class ids to retrieve (None means all class ids)
- **use\_sparse\_format** (*bool*) – use sparsedense layout

**Returns** numpy.ndarray with Phi data (i.e., p(w|t) values)

**get\_score** (*score\_name*)

**Parameters**

- **score\_name** (*str*) – the user defined name of score to retrieve
- **score\_config** – reference to score data object

**get\_score\_array** (*score\_name*)

**Parameters**

- **score\_name** (*str*) – the user defined name of score to retrieve
- **score\_config** – reference to score data object

**get\_theta\_info()**

**Returns** messages.ThetaMatrix object

**get\_theta\_matrix** (*topic\_names=None*)

**Parameters** **topic\_names** (*list of str or None*) – list of topics to retrieve (None means all topics)

**Returns** numpy.ndarray with Theta data (i.e., p(t|d) values)

**import\_batches** (*batches=None*)

**Parameters** **batches** (*list*) – list of BigARTM batches loaded into RAM

**import\_dictionary** (*filename, dictionary\_name*)

**Parameters**

- **filename** (*str*) – full name of dictionary file
- **dictionary\_name** (*str*) – name of imported dictionary

**import\_model** (*model, filename*)

**Parameters**

- **model** (*str*) – name of matrix in BigARTM
- **filename** (*str*) – the name of file to load model from binary format

**import\_score\_tracker** (*filename*)

**Parameters** **filename** (*str*) – the name of file to load score tracker from binary format

**initialize\_model** (*model\_name=None, topic\_names=None, dictionary\_name=None, seed=None, args=None*)

**Parameters**

- **model\_name** (*str*) – name of pwt matrix in BigARTM
- **topic\_names** (*list of str*) – the list of names of topics to be used in model
- **dictionary\_name** (*str*) – name of imported dictionary
- **seed** (*unsigned int or -1, default None*) – seed for random initialization, None means no seed
- **args** – an instance of InitilaizeModelArgs

**merge\_model** (*models, nwt, topic\_names=None, dictionary\_name=None*)

Merge multiple nwt-increments together.

**Parameters**

- **models** (*dict*) – list of models with nwt-increments and their weights, key - nwt\_source\_name, value - source\_weight.
- **nwt** (*str*) – the name of target matrix to store combined nwt. The matrix will be created by this operation.
- **topic\_names** (*list of str*) – names of topics in the resulting model. By default model names are taken from the first model in the list.
- **dictionary\_name** – name of dictionary that defines which tokens to include in merged model

**normalize\_model** (*pwt, nwt, rwt=None*)

**Parameters**

- **pwt** (*str*) – name of pwt matrix in BigARTM
- **nwt** (*str*) – name of nwt matrix in BigARTM
- **rwt** (*str*) – name of rwt matrix in BigARTM

**process\_batches** (*pwt*, *nwt*=None, *num\_document\_passes*=None, *batches\_folder*=None, *batches*=None, *regularizer\_name*=None, *regularizer\_tau*=None, *class\_ids*=None, *class\_weights*=None, *find\_theta*=False, *transaction\_typednames*=None, *transaction\_weights*=None, *reuse\_theta*=False, *find\_ptdw*=False, *predict\_class\_id*=None, *predict\_transaction\_type*=None)

**Parameters**

- **pwt** (*str*) – name of pwt matrix in BigARTM
- **nwt** (*str*) – name of nwt matrix in BigARTM
- **num\_document\_passes** (*int*) – number of inner iterations during processing
- **batches\_folder** (*str*) – full path to data folder (alternative 1)
- **batches** (*list of str*) – full file names of batches to process (alternative 2)
- **regularizer\_name** (*list of str*) – list of names of Theta regularizers to use
- **regularizer\_tau** (*list of float*) – list of tau coefficients for Theta regularizers
- **class\_ids** (*list of str*) – list of class ids to use during processing.
- **class\_weights** (*list of float*) – list of corresponding weights of class ids.
- **transaction\_typednames** (*list of str*) – list of transaction types to use during processing.
- **transaction\_weights** (*list of float*) – list of corresponding weights of transaction types.
- **find\_theta** (*bool*) – find theta matrix for ‘batches’ (if alternative 2)
- **reuse\_theta** (*bool*) – initialize by theta from previous collection pass
- **find\_ptdw** (*bool*) – calculate and return Ptdw matrix or not (works if find\_theta == False)
- **predict\_class\_id** (*str*, *default* None) – class\_id of a target modality to predict

**Returns**

- tuple (messages.ThetaMatrix, numpy.ndarray) — the info about Theta (if find\_theta == True)
- messages.ThetaMatrix — the info about Theta (if find\_theta == False)

**reconfigure** (*topic\_names*=None, *class\_ids*=None, *transaction\_typednames*=None, *scores*=None, *regularizers*=None, *num\_processors*=None, *pwt\_name*=None, *nwt\_name*=None, *num\_document\_passes*=None, *reuse\_theta*=None, *cache\_theta*=None, *parent\_model\_id*=None, *parent\_model\_weight*=None)

**reconfigure\_regularizer** (*name*, *config*=None, *tau*=None, *gamma*=None)

**reconfigure\_score** (*name*, *config*, *model\_name*=None)

**reconfigure\_topic\_name** (*topic\_names*=None)

**regularize\_model** (*pwt, nwt, rwt, regularizer\_name, regularizer\_tau, regularizer\_gamma=None*)

**Parameters**

- **pwt** (*str*) – name of pwt matrix in BigARTM
- **nwt** (*str*) – name of nwt matrix in BigARTM
- **rwt** (*str*) – name of rwt matrix in BigARTM
- **regularizer\_name** (*list of str*) – list of names of Phi regularizers to use
- **regularizer\_tau** (*list of floats*) – list of tau coefficients for Phi regularizers

**remove\_batch** (*batch\_id=None*)

**Parameters** **batch\_id** (*unicode*) – id of batch, loaded in RAM

**transform** (*batches=None, batch\_filenames=None, theta\_matrix\_type=None, predict\_class\_id=None*)

**Parameters**

- **batches** – list of Batch instances
- **batch\_weights** (*list of float*) – weights of batches to transform
- **theta\_matrix\_type** (*int*) – type of matrix to be returned
- **predict\_class\_id** (*str, default None*) – class\_id of a target modality to predict

**Returns** messages.ThetaMatrix object

## 5.2 C++ interface

BigARTM C++ interface is currently not documented. The main entry point is `MasterModel` class from `src/artm/cpp_interface.cc`. Please refer to `src/bigartm/src/main.cc` for usage examples, and ask questions at [bigartm-users](#) or open a new [issue](#).

```
class MasterModel {
public:
    explicit MasterModel(const MasterModelConfig& config);
    ~MasterModel();

    int id() const { return id_; }
    MasterComponentInfo info() const; // misc. diagnostics information

    const MasterModelConfig& config() const { return config_; }
    MasterModelConfig* mutable_config() { return &config_; }
    void Reconfigure(); // apply MasterModel::config()

    // Operations to work with dictionary through disk
    void GatherDictionary(const GatherDictionaryArgs& args);
    void FilterDictionary(const FilterDictionaryArgs& args);
    void ImportDictionary(const ImportDictionaryArgs& args);
    void ExportDictionary(const ExportDictionaryArgs& args);
    void DisposeDictionary(const std::string& dictionary_name);

    // Operations to work with dictionary through memory
```

(continues on next page)

(continued from previous page)

```

void CreateDictionary(const DictionaryData& args);
DictionaryData GetDictionary(const GetDictionaryArgs& args);

// Operatinos to work with batches through memory
void ImportBatches(const ImportBatchesArgs& args);
void DisposeBatch(const std::string& batch_name);

// Operations to work with model
void InitializeModel(const InitializeModelArgs& args);
void ImportModel(const ImportModelArgs& args);
void ExportModel(const ExportModelArgs& args);
void FitOnlineModel(const FitOnlineMasterModelArgs& args);
void FitOfflineModel(const FitOfflineMasterModelArgs& args);

// Apply model to batches
ThetaMatrix Transform(const TransformMasterModelArgs& args);
ThetaMatrix Transform(const TransformMasterModelArgs& args, Matrix* matrix);

// Retrieve operations
TopicModel GetTopicModel(const GetTopicModelArgs& args);
TopicModel GetTopicModel(const GetTopicModelArgs& args, Matrix* matrix);
ThetaMatrix GetThetaMatrix(const GetThetaMatrixArgs& args);
ThetaMatrix GetThetaMatrix(const GetThetaMatrixArgs& args, Matrix* matrix);

// Retrieve scores
ScoreData GetScore(const GetScoreValueArgs& args);
template <typename T>
T GetScoreAs(const GetScoreValueArgs& args);

```

**Warning:** What follows below in this page is really outdated.

## 5.2.1 MasterComponent

### class MasterComponent

**MasterComponent** (**const** MasterComponentConfig &config)

Creates a master component with configuration defined by *MasterComponentConfig* message.

void **Reconfigure** (**const** MasterComponentConfig &config)

Updates the configuration of the master component.

**const** MasterComponentConfig &config () **const**

Returns current configuration of the master component.

MasterComponentConfig \*mutable\_config ()

Returns mutable configuration of the master component. Remember to call *Reconfigure()* to propagate your changes to master component.

void **InvokeIteration** (int iterations\_count = 1)

Invokes certain number of iterations.

bool **AddBatch** (**const** Batch &batch, bool reset\_scores)

Adds batch to the processing queue.

bool **WaitIdle** (int *timeout* = -1)  
Waits for iterations to be completed. Returns true if BigARTM completed before the specific timeout, otherwise false.

std::shared\_ptr<TopicModel> **GetTopicModel** (const std::string &*model\_name*)  
Retrieves Phi matrix of a specific topic model. The resulting message *TopicModel* will contain information about token weights distribution across topics.

std::shared\_ptr<TopicModel> **GetTopicModel** (const GetTopicModelArgs &*args*)  
Retrieves Phi matrix based on extended parameters, specified in *GetTopicModelArgs* message. The resulting message *TopicModel* will contain information about token weights distribution across topics.

std::shared\_ptr<ThetaMatrix> **GetThetaMatrix** (const std::string &*model\_name*)  
Retrieves Theta matrix of a specific topic model. The resulting message *ThetaMatrix* will contain information about items distribution across topics. Remember to set *MasterComponentConfig.cache\_theta* prior to the last iteration in order to gather Theta matrix.

std::shared\_ptr<ThetaMatrix> **GetThetaMatrix** (const GetThetaMatrixArgs &*args*)  
Retrieves Theta matrix based on extended parameters, specified in *GetThetaMatrixArgs* message. The resulting message *ThetaMatrix* will contain information about items distribution across topics.

template<>  
std::shared\_ptr<T> **GetScoreAs**<T> (const *Model* &*model*, const std::string &*score\_name*)  
Retrieves given score for a specific model. Template argument must match the specific *ScoreData* type of the score (for example, *PerplexityScore*).

## 5.2.2 Model

### class Model

**Model** (const *MasterComponent* &*master\_component*, const ModelConfig &*config*)  
Creates a topic model defined by *ModelConfig* inside given *MasterComponent*.

void **Reconfigure** (const ModelConfig &*config*)  
Updates the configuration of the model.

const std::string &**name** () const  
Returns the name of the model.

const ModelConfig &**config** () const  
Returns current configuration of the model.

ModelConfig &**mutable\_config** ()  
Returns mutable configuration of the model. Remember to call *Reconfigure* () to propagate your changes to the model.

void **Overwrite** (const TopicModel &*topic\_model*, bool *commit* = true)  
Updates the model with new Phi matrix, defined by *topic\_model*. This operation can be used to provide an explicit initial approximation of the topic model, or to adjust the model in between iterations.

Depending on the *commit* flag the change can be applied immediately (*commit* = true) or queued (*commit* = false). The default setting is to use *commit* = true. You may want to use *commit* = false if your model is too big to be updated in a single protobuf message. In this case you should split your model into parts, each part containing subset of all tokens, and then submit each part in separate Overwrite operation with *commit* = false. After that remember to call *MasterComponent::WaitIdle* () and *Synchronize* () to propagate your change.

```
void Initialize (const Dictionary &dictionary)
    Initialize topic model based on the Dictionary. Each token from the dictionary will be included in the
    model with randomly generated weight.

void Export (const string &file_name)
    Exports topic model into a file.

void Import (const string &file_name)
    Imports topic model from a file.

void Synchronize (double decay_weight, double apply_weight, bool invoke_regularizers)
    Synchronize the model.

    This operation updates the Phi matrix of the topic model with all model increments, collected since the
    last call to Synchronize() method. The weights in the Phi matrix are set according to decay_weight
    and apply_weight values (refer to SynchronizeModelArgs.decay_weight for more details). De-
    pending on invoke_regularizers parameter this operation may also invoke all regularizers.

    Remember to call Model::Synchronize() operation every time after calling
    MasterComponent::WaitIdle().

void Synchronize (const SynchronizeModelArgs &args)
    Synchronize the model based on extended arguments SynchronizeModelArgs.
```

### 5.2.3 Regularizer

**class Regularizer**

```
Regularizer (const MasterComponent &master_component, const RegularizerConfig &config)
    Creates a regularizer defined by RegularizerConfig inside given MasterComponent.

void Reconfigure (const RegularizerConfig &config)
    Updates the configuration of the regularizer.

const RegularizerConfig &config () const
    Returns current configuration of the regularizer.

RegularizerConfig *mutable_config ()
    Returns mutable configuration of the regularizer. Remember to call Reconfigure() to propagate your
    changes to the regularizer.
```

### 5.2.4 Dictionary

**class Dictionary**

```
Dictionary (const MasterComponent &master_component, const DictionaryConfig &config)
    Creates a dictionary defined by DictionaryConfig inside given MasterComponent.

void Reconfigure (const DictionaryConfig &config)
    Updates the configuration of the dictionary.

const std::string name () const
    Returns the name of the dictionary.

const DictionaryConfig &config () const
    Returns current configuration of the dictionary.
```

## 5.2.5 Utility methods

void **SaveBatch** (**const** Batch &*batch*, **const** std::string &*disk\_path*)

Saves *Batch* into a specific folder. The name of the resulting file will be autogenerated, and the extension set to *.batch*

std::shared\_ptr<DictionaryConfig> **LoadDictionary** (**const** std::string &*filename*)

Loads the *DictionaryConfig* message from a specific file on disk. *filename* must represent full disk path to the dictionary file.

std::shared\_ptr<Batch> **LoadBatch** (**const** std::string &*filename*)

Loads the *Batch* message from a specific file on disk. *filename* must represent full disk path to the batch file, including *.batch* extension.

std::shared\_ptr<DictionaryConfig> **ParseCollection** (**const** CollectionParserConfig &*config*)

Parses a text collection as defined by *CollectionParserConfig* message. Returns an instance of *DictionaryConfig* which carry all unique words in the collection and their frequencies.

## 5.3 C Interface

This document explains all public methods of the low level BigARTM interface, written in plain C language.

### 5.3.1 Introduction

The goal of low level API is to expose all functionality of the library in a set of simple functions written in plain C language. This makes it easier to consume BigARTM from various programming environments. For example, the *Python Interface* of BigARTM uses *ctypes* module to call the low level BigARTM interface. Most programming environments also have similar functionality: *PInvoke* in C#, *loadlibrary* in Matlab, etc.

Typical methods of low-level API may look as follows:

```
int ArtmCreateMasterModel(int length, const char* master_model_config);
int ArtmFitOfflineMasterModel(int master_id, int length, const char* fit_offline_
↪master_model_args);
int ArtmRequestTopicModel(int master_id, int length, const char* get_model_args);
```

This methods, similarly to most other methods in low level API, accept a serialized binary representation of some Google Protocol Buffer message. From BigARTM v0.8.2 it is also possible to pass JSON-serialized protobuf message. This might be useful if you are planing to use low-level C interface from environment where configuring protobuf libraries would be challenging. Please, refer to *Messages* for more details about each particular message, and *Protobuf documentation* regarding JSON mapping.

Note that this documentation is incomplete. For the actual list the methods of low-level C API please refer to *c\_interface.h*. Same is true about messages documentation. It is always recommended to review the *messages.proto* definition.

If you plan to implement a high-wrapper around low-level API we recoomend to review the source code of existing wrappers *cpp\_interface.h*, *cpp\_interface.cc* (for C++ wrapper) and *spec.py*, *api.py* (for python wrapper).

### 5.3.2 List of all methods with corresponding protobuf types

```

        ArtmConfigureLogging          (          artm.
↪ConfigureLoggingArgs);
const char*                          = ArtmGetVersion();
const char*                          = ArtmGetLastErrorMessage();

artm.CollectionParserInfo = ArtmParseCollection          (          artm.
↪CollectionParserConfig);

master_id                            = ArtmCreateMasterModel          (          artm.
↪MasterModelConfig);
        ArtmReconfigureMasterModel          (master_id, artm.
↪MasterModelConfig);
        ArtmReconfigureTopicName          (master_id, artm.
↪MasterModelConfig);
        ArtmDisposeMasterComponent          (master_id);

        ArtmImportBatches          (master_id, artm.
↪ImportBatchesArgs);

        ArtmGatherDictionary          (master_id, artm.
↪GatherDictionaryArgs);
        ArtmFilterDictionary          (master_id, artm.
↪FilterDictionaryArgs);
        ArtmCreateDictionary          (master_id, artm.
↪DictionaryData);
        ArtmImportDictionary          (master_id, artm.
↪ImportDictionaryArgs);
        ArtmExportDictionary          (master_id, artm.
↪ExportDictionaryArgs);
artm.DictionaryData                  = ArtmRequestDictionary          (master_id, artm.
↪GetDictionaryArgs);

        ArtmInitializeModel          (master_id, artm.
↪InitializeModelArgs);
        ArtmExportModel          (master_id, artm.
↪ExportModel);
        ArtmImportModel          (master_id, artm.
↪ImportModel);
        ArtmOverwriteTopicModel          (master_id, artm.
↪TopicModel);

        ArtmFitOfflineMasterModel          (master_id, artm.
↪FitOfflineMasterModelArgs);
        ArtmFitOnlineMasterModel          (master_id, artm.
↪FitOnlineMasterModelArgs);
artm.ThetaMatrix                    = ArtmRequestTransformMasterModel (master_id, artm.
↪TransformMasterModelArgs);
artm.ThetaMatrix                    = ArtmRequestTransformMasterModelExternal (master_id, artm.
↪TransformMasterModelArgs);

artm.MasterModelConfig              = ArtmRequestMasterModelConfig          (master_id);
artm.ThetaMatrix                    = ArtmRequestThetaMatrix          (master_id, artm.
↪GetThetaMatrix);
artm.ThetaMatrix                    = ArtmRequestThetaMatrixExternal (master_id, artm.
↪GetThetaMatrix);
artm.TopicModel                    = ArtmRequestTopicModel          (master_id, artm.
↪GetTopicModel);

```

(continues on next page)

(continued from previous page)

```

artm.TopicModel          = ArtmRequestTopicModelExternal (master_id, artm.
↪GetTopicModel);
artm.ScoreData           = ArtmRequestScore               (master_id, artm.
↪GetScoreValueArgs);
artm.ScoreArray          = ArtmRequestScoreArray          (master_id, artm.
↪GetScoreArrayArgs);
artm.MasterComponentInfo = ArtmRequestMasterComponentInfo (master_id, artm.
↪GetMasterComponentInfoArgs);

                                ArtmDisposeModel          (master_id, const char*_
↪model_name);
                                ArtmDisposeDictionary       (master_id, const char*_
↪dictionary_name);
                                ArtmDisposeBatch            (master_id, const char*_
↪batch_name);
                                ArtmClearThetaCache         (master_id, artm.
↪ClearThetaCacheArgs);
                                ArtmClearScoreCache          (master_id, artm.
↪ClearScoreCacheArgs);
                                ArtmClearScoreArrayCache     (master_id, artm.
↪ClearScoreArrayCacheArgs);

                                ArtmCopyRequestedMessage     (int length, char*_
↪address);
                                ArtmCopyRequestedObject       (int length, char*_
↪address);

                                ArtmSetProtobufMessageFormatToJson();
                                ArtmSetProtobufMessageFormatToBinary();
int                             = ArtmProtobufMessageFormatIsJson();

```

Below we give a short description of these methods.

- `ArtmConfigureLogging` allows to configure logging parameters; this method is optional, you may not use it
- `ArtmGetVersion` returns the version of BigARTM library
- `ArtmParseCollection` parse collection in VW or UCI-BOW formats, creates batches and stores them to disk
- `ArtmCreateMasterModel` / `ArtmReconfigureMasterModel` / `ArtmDisposeMasterComponent` create master model / updates its parameters / dispose given instance of master model.
- `ArtmImportBatches` loads batches from disk into memory for quicker processing. This is optional, most methods that require batches can work directly with files on disk.
- `ArtmGatherDictionary` / `ArtmFilterDictionary` / `ArtmImportDictionary` / `ArtmExportDictionary` Main methods to work with dictionaries. *Gather* initialized the dictionary based on a folder with batches, *Filter* eliminates tokens based on their frequency, *Import/Export* save and re-load dictionary to/from disk.
- You may also created the dictionary from `artm.DictionaryData` message, that contains the list of all tokens to be included in the dictionary. To do this use method `ArtmCreateDictionary` (to create a dictionary) and `ArtmRequestDictionary` (to retrieve `artm.DictionaryData` for an existing dictionary).
- `ArtmInitializeModel` / `ArtmExportModel` / `ArtmImportModel` handle *models* (e.g. matrices of size  $|T| * |W|$  such as *pwt*, *nwt* or *rwt*). *Initialize\** fills the matrix with random 0..1 values. *Export* and

*Import* saves the matrix to disk and re-loads it back.

- `ArtmOverwriteTopicModel` allows to overwrite values in topic model (for example to manually specify initial approximation).
- `ArtmFitOfflineMasterModel` — fit the model with *offline* algorithm
- `ArtmFitOnlineMasterModel` — fit the model with *online* algorithm
- `ArtmRequestTransformMasterModel` — apply the model to new data
- `ArtmRequestMasterModelConfig` — retrieve configuration of master model
- `ArtmRequestThetaMatrix` — retrieve cached theta matrix
- `ArtmRequestTopicModel` — retrieve a model (e.g. pwt, nwt or rwt matrix)
- `ArtmRequestScore` – retrieve score (such as perplexity, sparsity, etc)
- `ArtmRequestScoreArray` – retrieve historical information for a given score
- `ArtmRequestMasterComponentInfo` – retrieve diagnostics information and internal state of the master model
- `ArtmDisposeModel` / `ArtmDisposeDictionary` / `ArtmDisposeBatch` – dispose specific objects
- `ArtmClearThetaCache` / `ArtmClearScoreCache` / `ArtmClearScoreArrayCache` – clear specific caches
- `ArtmSetProtobufMessageFormatToJson` / `ArtmSetProtobufMessageFormatToBinary` / `ArtmProtobufMessageFormatIsJson` – configure the low-level API to work with JSON-serialized protobuf messages instead of binary-serialized protobuf messages

The following operations are less important part of low-level BigARTM CLI. In most cases you won't need them, unless you have a very specific needs.

```
master_id = ArtmDuplicateMasterComponent (master_id, artm.
↪DuplicateMasterComponentArgs);
↪RegularizerConfig);
↪RegularizerConfig);
↪regularizer_name);
↪TopicModel, const char* name);
↪DictionaryData, const char* name);
↪AttachModelArgs, int address_length, char* address);
artm.ProcessBatchesResult = ArtmRequestProcessBatches (master_id, artm.
↪ProcessBatchesArgs);
artm.ProcessBatchesResult = ArtmRequestProcessBatchesExternal (master_id, artm.
↪ProcessBatchesArgs);
↪ProcessBatchesArgs);
↪MergeModelArgs);
↪RegularizeModelArgs);
↪NormalizeModelArgs);
artm.Batch = ArtmRequestLoadBatch (const char*
↪filename);
```

(continues on next page)

(continued from previous page)

```

                                ArtmAwaitOperation      (           int_
↪operation_id, artm.AwaitOperationArgs);
                                ArtmSaveBatch            (           const char*_
↪disk_path, artm.Batch);

```

### 5.3.3 Protocol for retrieving results

The methods in low-level API can be split into two groups — those that *execute* certain action, and those that *request* certain data. For example `ArtmCreateMasterModel` and `ArtmFitOfflineMasterModel` just execute an action, while `ArtmRequestTopicModel` is a request for data. Naming convention is that such requests always start with `ArtmRequest` prefix.

1. To call execute-action method is fairly straightforward — first you create a protobuf message that describe the arguments of the operation. For example, `ArtmCreateMasterModel` expects `artm.MasterModelConfig` message, as defined in the documentation of `ArtmCreateMasterModel`. Then you serialize protobuf message, and pass it to the method along with the length of the serialized message. In some cases you also pass the *master\_id*, returned by `ArtmCreateMasterModel`, as described in details further below on this page. The execute-action method will typically return an error code, with zero value (or `ARTM_SUCCESS`) indicating successful execution.
2. To call request-data method is more tricky. First you follow the same procedure as when calling an execute-action method, e.g. create and serialize protobuf message and pass it to your `ArtmRequestXxx` operation. For example, `ArtmRequestTopicModel` expects `artm.GetTopicModelArgs` message. Then the method like `ArtmRequestTopicModel` will return the size (in bytes) of the memory buffer that needs to be allocated by caller. To fill this buffer with actual data you need to call method

```
int ArtmCopyRequestedMessage(int length, char* address)
```

where `address` give a pointer to the memory buffer, and `length` must give the length of the buffer (e.g. must match the value returned by `ArtmRequestXxx` call). After `ArtmCopyRequestedMessage` the buffer will contain protobuf-serialized message. To deserialize this message you need to know its protobuf type, which will be defined by the documentation of the `ArtmRequestXxx` method that you are calling. For `ArtmRequestTopicModel` it will be a `artm.TopicModel` message.

3. Note that few `ArtmRequestXxx` methods has a more complex protocol that require two subsequent calls — first, to `ArtmCopyRequestedMessage`, and then to `ArtmCopyRequestedObject`. If that's the case the name of the method will be `ArtmRequestXxxExternal` (for example `ArtmRequestThetaMatrixExternal` or `ArtmRequestTopicModelExternal`). Typically this is used to copy out large objects, such as theta or phi matrices, and store them directly as dense matrices, bypassing protobuf serialization. For more information see [cpp\\_interface.cc](#).

A side-note on thread safety: in between calls to `ArtmRequestXxx` and `ArtmCopyRequestedMessage` the result is stored in a thread local storage. This allows you to call multiple `ArtmRequestXxx` methods from different threads.

### 5.3.4 Error handling

All methods in this API return an integer value. Negative return values represent an error code. See [error codes](#) for the list of all error codes. To get corresponding error message as string use `ArtmGetLastErrorMessage()`. Non-negative return values represent a success, and for some API methods might also incorporate some useful information. For example, `ArtmCreateMasterModel()` returns the ID of newly created master component, and `ArtmRequestTopicModel()` returns the length of the buffer that should be allocated before calling `ArtmCopyRequestedMessage()`.

### 5.3.5 MasterId and MasterModel

The concept of *Master Model* is central in low-level API. Almost any interaction with the low-level API starts by calling method `ArtmCreateMasterModel`, which creates an instance of so-called *Master Model* (or *Master Component*), and returns its `master_id` – an integer identifier that refers to that instance. You need `master_id` in the remaining methods of the low-level API, such as `ArtmFitOfflineMasterModel`. `master_id` creates a context, or scope, that isolate different models from each other. An operation applied to a specific `master_id` will not affect other master components. Each master model occupy some memory — potentially a very large amount, depending on the number of topics and tokens in the model. Once you are done with a specific instance of master component you need to dispose its resources by calling `ArtmDisposeMasterComponent(master_id)`. After that `master_id` is no longer valid, and it must not be used as argument to other methods.

You may use method `ArtmRequestMasterComponentInfo` to retrieve internal diagnostics information about master component. It will reveal its internal state and tell the config of the master component, the list of scores and regularizers, the list of phi matrices, the list of dictionaries, cache entries, and other informatino that will help to understand how master component is functioning.

Note there might be confusion between terms *MasterComponent* and *MasterModel*, throughout this page as well as in the actual naming of the methods. This is due to historical reasons, and for all practical purposes you may think that this terms refer to the same thing.

### 5.3.6 ArtmConfigureLogging

You may use `ArtmConfigureLogging` call to set logging parameters, such as verbosity level or directory to output logs. You are not require to call `ArtmConfigureLogging`, in which case logging is automatically initialized to INFO level, and logs are placed in the active working folder.

Note that you can set log directory just one time. Once it is set you can not change it afterwards. Method `ArtmConfigureLogging` will return error code `INVALID_OPERATION` if it detects an attempt to change logging folder after logging had been initialized. In order to set log directory the call to `ArtmConfigureLogging` must happen prior to calling any other methods in low-level C API. (with exception to `ArtmSetProtobufMessageFormatToJson`, `ArtmSetProtobufMessageFormatToBinary` and `ArtmProtobufMessageFormatIsJson`). This is because methods in `c_interface` may automatically initialize logging into current working directory, which later can not be changed.

Setting log directory require that target folder already exist on disk.

The following parameters can be customized with `ArtmConfigureLogging`.

```
message ConfigureLoggingArgs {
  // If specified, logfiles are written into this directory
  // instead of the default logging directory.
  optional string log_dir = 1;

  // Messages logged at a lower level than this
  // do not actually get logged anywhere
  optional int32 minloglevel = 2;

  // Log messages at a level >= this flag are automatically
  // sent to stderr in addition to log files.
  optional int32 stderrthreshold = 3;

  // Log messages go to stderr instead of logfiles
  optional bool logtostderr = 4;

  // color messages logged to stderr (if supported by terminal)
```

(continues on next page)

(continued from previous page)

```

optional bool colorlogtostderr = 5;

// log messages go to stderr in addition to logfiles
optional bool alsologtostderr = 6;

// Buffer log messages for at most this many seconds
optional int32 logbufsecs = 7;

// Buffer log messages logged at this level or lower
// (-1 means do not buffer; 0 means buffer INFO only; ...)
optional int32 logbuflevel = 8;

// approx. maximum log file size (in MB). A value of 0 will be silently overridden
to 1.
optional int32 max_log_size = 9;

// Stop attempting to log to disk if the disk is full.
optional bool stop_logging_if_full_disk = 10;
}

```

We recommend to set `logbuflevel = -1` to not buffer log messages. However by default BigARTM does not set this parameter, using the same default as provided by glog.

### 5.3.7 ArtmReconfigureTopicName

To explain `ArtmReconfigureTopicName` we need to first start with `ArtmReconfigureMasterModel`. `ArtmReconfigureMasterModel` allow user to rename topics, but the number of topics must stay the same, and the order and the content of all existing phi matrices remains unchanged. On contrary, `ArtmReconfigureTopicName` may change the number of topics by adding or removing topics, as well as re-order columns of existing phi matrices. In `ArtmReconfigureMasterModel` the list of topic names is treated as new identifiers that should be set for existing columns. In `ArtmReconfigureTopicName` the list of topic names is matched against previous topic names. New topic names are added to phi matrices, topic names removed from the list are excluded from phi matrices, and topic names present in both old and new lists are re-ordered accordingly to match new topic name list.

Examples for `ArtmReconfigureMasterModel`:

- `t1, t2, t3 -> t4, t5, t6` sets new topic names for existing columns in phi matrices.

Examples for `ArtmReconfigureTopicName`:

- `t1, t2, t3 -> t1, t2, t3, t4` adds a new column to phi matrices, initialized with zeros
- `t1, t2, t3 -> t1, t2` removes last column from phi matrices
- `t1, t2, t3 -> t2, t3` removes the first column from phi matrices
- `t1, t2, t3 -> t3, t2` removes the first column from phi matrices and swaps the remaining two columns
- `t1, t2, t3 -> t4, t5, t6` removes all columns from phi matrices and creates three new columns, initialized with zeros

Note that both `ArtmReconfigureTopicName` and `ArtmReconfigureMasterModel` only affect phi matrices where set of topic names match the configuration of the master model. User-created matrices with custom set of topic names, for example created via `ArtmMergeModel`, will stay unchanged.

If you change topic names you should also consider changing your configuration of scores and regularizers. Also take into account that `ArtmReconfigureTopicName` and `ArtmReconfigureMasterModel` do not update theta

cache. It is a good idea to call `ArtmClearThetaCache` after changing topic names.

### 5.3.8 `ArtmGetLastErrorMessage`

`const char* ArtmGetLastErrorMessage ()`

Retrieves the textual error message, occurred during the last failing request.

### 5.3.9 Error codes

```
#define ARTM_SUCCESS 0
#define ARTM_STILL_WORKING -1
#define ARTM_INTERNAL_ERROR -2
#define ARTM_ARGUMENT_OUT_OF_RANGE -3
#define ARTM_INVALID_MASTER_ID -4
#define ARTM_CORRUPTED_MESSAGE -5
#define ARTM_INVALID_OPERATION -6
#define ARTM_DISK_READ_ERROR -7
#define ARTM_DISK_WRITE_ERROR -8
```

#### **ARTM\_SUCCESS**

The API call succeeded.

#### **ARTM\_STILL\_WORKING**

This error code is applicable only to `ArtmAwaitOperation()`. It indicates that library is still processing the collection. Try to retrieve results later.

#### **ARTM\_INTERNAL\_ERROR**

The API call failed due to internal error in BigARTM library. Please, collect steps to reproduce this issue and report it with BigARTM issue tracker.

#### **ARTM\_ARGUMENT\_OUT\_OF\_RANGE**

The API call failed because one or more values of an argument are outside the allowable range of values as defined by the invoked method.

#### **ARTM\_INVALID\_MASTER\_ID**

An API call that require *master\_id* parameter failed because MasterComponent with given ID does not exist.

#### **ARTM\_CORRUPTED\_MESSAGE**

Unable to deserialize protocol buffer message.

#### **ARTM\_INVALID\_OPERATION**

The API call is invalid in current state or due to provided parameters.

#### **ARTM\_DISK\_READ\_ERROR**

The required files could not be read from disk.

#### **ARTM\_DISK\_WRITE\_ERROR**

The required files could not be writtent to disk.



## CHAPTER 6

---

### VisARTM

---

VisARTM is a web-based tool for topic models visualization. It uses BigARTM as topic modelling core.

VisARTM can store dataset and topic models, create topic models automatically, visualize topics models in different ways. Also it is framework for assessment tools.

To use VisARTM, use its [website](#) or [deploy it locally](#).

Also see [VisARTM documentation](#) and [github repository](#).



### 7.1 Changes in Python API

This page describes recent changes in BigARTM's Python API. Note that the API might be affected by changes in the underlying protobuf messages. For this reason we recommend to review [Changes in Protobuf Messages](#).

For further reference about Python API refer to [ARTM model](#), [Q & A](#) or [tutorials](#).

#### 7.1.1 v0.10.0

- Now `get_phi()`, `get_phi_sparse()` and `get_phi_dense()` methods retrieve tokens together with their `class_ids`.
- A lot of classes and methods gained new optional argument `transaction_tnames`. With that change, BigARTM now supports topic modeling on transactional data.
- When trying to find artm shared library (`libartm.so` or `artm.dll`), we now prefer packaged libartm over system libartm.
- Progress-bar logic became more sophisticated (previously BigArtm was assuming that everything from ipython/jupyter was an interactive notebook)
- Since `async` became a reserved keyword in python 3.7, we renamed some variables to `asynchronous`.

See [Transactions](#) for details.

#### 7.1.2 v0.9.0

- Remove flag `process_in_memory` from `artm.BatchVectorizer`, and rename `model` parameter into `process_in_memory_model`. Passing this parameter with `data_format='batches'` will trigger in-memory processing of batches specified in `batches` parameter.
- `artm.BatchVectorizer` now can receive sparse matrices (subclasses of `scipy.sparse.spmatrix`) for in-memory batch processing.

- Enable custom decorrelation by specifying separate decorrelation coefficients for every pair of topics into `artm.DecorrelatorPhiRegularizer` via optional parameter `topic_pairs`.
- Add new regularizers: `artm.SmoothTimeInTopicsPhiRegularizer` and `artm.NetPlsaRegularizer`.
- Add support for entire model saving and loading via `dump_artm_model` and `load_artm_model` methods of `artm.ARTM`.

### 7.1.3 v0.8.3

- Enable copying of ARTM, LDA, hARTM and ARTM\_Level objects with `clone()` method and `copy.deepcopy(obj)`.
- Experimental support for import/export/editing of theta matrices; for more details see python reference of `ARTM.__init__(ptd_name='ptd')`.
- `ARTM.get_phi_dense()` method to extract phi matrix without `pandas.DataFrame`, see #758.
- Bug fix in `ARTM.get_phi_sparse()` to return tokens as rows, and topic names as columns (previously it was the opposite way)

### 7.1.4 v0.8.2

**Warning:** BigARTM 3rdparty dependency had been upgraded from `protobuf 2.6.1` to `protobuf 3.0.0`. This may affect you upgrade from previous version of bigartm. Please report any issues at [bigartm-users@googlegroups.com](mailto:bigartm-users@googlegroups.com).

**Warning:** BigARTM now require you to install `tqdm` library to visualize progress bars. To install use `pip install tqdm` or `conda install -c conda-forge tqdm`.

- Add support for python 3.0
- Add hARTM class to support hierarchy model
- Add HierarchySparsingTheta for advanced inference of hierarchical models
- Enable replacing regularizers in ARTM-like models:

```
# using operator[]-like style
model.regularizers['somename'] = SomeRegularizer(...)
# using keyword argument overwrite in add function
model.regularizers.add(SomeRegularizer(name='somename', ...), overwrite=True)
```

- Better error reporting: raise exception in `fit_offline`, `fit_online` and `transform` if there is no data to process)
- Better support for changes in topic names, with `reconfigure()`, `initialize()` and `merge_model()`
- Show progress bars in `fit_offline`, `fit_online` and `transform`.
- Add `ARTM.reshape_topics` method to add/remove/reorder topics.
- Add `max_dictionary_size` parameter to `Dictionary.filter()`
- Add `class_ids` parameter to `BatchVectorizer.__init__()`

- Add `dictionary_name` parameter to `MasterComponent.merge_model()`
- Add `ARTM.transform_sparse()` and `ARTM.get_theta_sparse()` for sparse retrieval of theta matrix
- Add `ARTM.get_phi_sparse()` for sparse retrieval of phi matrix

### 7.1.5 v0.8.1

- New source type 'bow\_n\_wd' was added into `BatchVectorizer` class. This type oriented on using the output of `CountVectorizer` and `TfidfVectorizer` classes from `sklearn`. New parameters of `BatchVectorizer` are: `n_wd` (`numpy.array`) and `vocabulary` (`dict`)
- LDA model was added as one of the public interfaces. It is a restricted ARTM model created to simplify BigARTM usage for new users with few experience in topic modeling.
- `BatchVectorizer` got a flag 'gather\_dictionary', which has default value 'True'. This means that BV would create dictionary and save it in the `BV.dictionary` field. For 'bow\_n\_wd' format the dictionary will be gathered whenever the flag was set to 'False' or to 'True'.
- Add relative regularization for Phi matrix

### 7.1.6 v0.8.0

**Warning:** Note that your script can be affected by our changes in the default values for `num_document_passes` and `reuse_theta` parameters (see below). We recommend to use our new default settings, `num_document_passes = 10` and `reuse_theta = False`. However, if you choose to explicitly set `num_document_passes = 1` then make sure to also set `reuse_theta = True`, otherwise you will experience very slow convergence.

- all operations to work with dictionaries were moved into a separate class `artm.Dictionary`. (details in [the documentation](#)). The mapping between old and new methods is very straightforward: `ARTM.gather_dictionary` is replaced with `Dictionary.gather` method, which allows to gather a dictionary from a set of batches; `ARTM.filter_dictionary` is replaced with `Dictionary.filter` method, which allows to filter a dictionary based on term frequency and document frequency; `ARTM.load_dictionary` is replaced with `Dictionary.load` method, which allows to load a dictionary previously exported to disk in `Dictionary.save` method; `ARTM.create_dictionary` is replaced with `Dictionary.create` method, which allows to create a dictionary based on custom protobuf message `DictionaryData`, containing a set of dictionary entries; etc... The following code snippet gives a basic example:

```
my_dictionary = artm.Dictionary()
my_dictionary.gather(data_path='my_collection_batches', vocab_file_path='vocab.txt
↪')
my_dictionary.save(dictionary_path='my_collection_batches/my_dictionary')
my_dictionary.load(dictionary_path='my_collection_batches/my_dictionary.dict')
model = artm.ARTM(num_topics=20, dictionary=my_dictionary)
model.scores.add(artm.PerplexityScore(name='my_fisrt_perplexity_score',
                                     use_unigram_document_model=False,
                                     dictionary=my_dictionary))
```

- added `library_version` property to `ARTM` class to query for the version of the underlying BigARTM library; returns a string in MAJOR.MINOR.PATCH format;

- `dictionary_name` argument had been renamed to `dictionary` in many places across python interface, including scores and regularizers. This is done because those arguments can now except not just a string, but also the `artm.Dictionary` class itself.
- with `Dictionary` class users no longer have to generate names for their dictionaries (e.g. the unique `dictionary_name` identifier that references the dictionary). You may use `Dictionary.name` field to access to the underlying name of the dictionary.
- added `dictionary` argument to `ARTM.__init__` constructor to let user initialize the model; note that we've change the behavior that model is automatically initialized whenever user calls `fit_offline` or `fit_online`. Now this is no longer the case, and we expect user to either pass a dictionary in `ARTM.__init__` constructor, or manually call `ARTM.initialize` method. If neither is performed then `ARTM.fit_offline` and `ARTM.fit_online` will throw an exception.
- added `seed` argument to `ARTM.__init__` constructor to let user randomly initialize the model;
- added new score and score tracker `BackgroundTokensRatio`
- remove the default value from `num_topics` argument in `ARTM.__init__` constructor, which previously was defaulting to `num_topics = 10`; now user must always specify the desired number of topics;
- moved argument `reuse_theta` from `fit_offline` method into `ARTM.__init__` constructor; the argument is still used to indicate that the previous theta matrix should be re-used on the next pass over the collection; setting `reuse_theta = True` in the constructor will now be applied to `fit_online`, which previously did not have this option.
- moved common argument `num_document_passes` from `ARTM.fit_offline`, `ARTM.fit_online`, `ARTM.transform` methods into `ARTM.__init__` constructor.
- changed the default value of `cache_theta` parameter from `True` to `False` (in `ARTM.__init__` constructor); this is done to avoid excessive memory usage due to caching of the entire Theta matrix; if caching is indeed required user has to manually turn it on by setting `cache_theta = True`.
- changed the default value of `reuse_theta` parameter from `True` to `False` (in `ARTM.__init__` constructor); the reason is the same as for changing the default for `cache_theta` parameter
- changed the default value of `num_document_passes` parameter from 1 to 10 (in `ARTM.__init__` constructor);
- added arguments `apply_weight`, `decay_weight` and `update_after` in `ARTM.fit_online` method; each argument accepts a list of floats; setting all three arguments will override the default behavior of the online algorithm that rely on a specific formula with  $\tau_0$ ,  $\kappa$  and `update_every`.
- added argument `async` (boolean flag) in `ARTM.fit_online` method for improved performance.
- added argument `theta_matrix_type` in `ARTM.transform` method; potential values are: `"dense_theta"`, `"dense_ptdw"`, `None`; default matrix type is `"dense_theta"`.
- introduced a separate method `ARTM.remove_theta` to clear cached theta matrix; remove corresponding boolean switch `remove_theta` from `ARTM.get_theta` method.
- removed `ARTM.fit_transform` method; note that the name was confusing because this method has never fitted the model; the purpose of `ARTM.fit_transform` was to retrieve Theta matrix after fitting the model (`ARTM.fit_offline` or `ARTM.fit_online`); same functionality is now available via `ARTM.get_theta` method.
- introduced `ARTM.get_score` method, which will exist in parallel to score tracking functionality; the goal for `ARTM.get_score(score_name)` is to always return the latest version of the score; for Phi scores this means to calculate them on fly; for Theta scores this means to return a score aggregated over last call to `ARTM.fit_offline`, `ARTM.fit_online` or `ARTM.transform` methods; opposite to `ARTM.get_score` the score tracking functionality returns the overall history of a score. For further details on score calculation refer to [Q&A section](#) in our wiki page.

- added `data_weight` in `BatchVectorizer.__init__` constructor to let user specify an individual weight for each batch
- score tracker classes had been rewritten, so you should make minor changes in the code that retrieves scores; for example:
- added an API to initialize logging with custom logging directory, log level, etc... Search out wiki page [Q&A](#) for more details.

```
# in v0.7.x
print model.score_tracker['Top100Tokens'].last_topic_info[topic_name].tokens

# in v0.8.0
last_tokens = model.score_tracker['Top100Tokens'].last_tokens
print last_tokens[topic_name]
```

### 7.1.7 v0.7.x

See *BigARTM v0.7.X Release Notes*.

## 7.2 Changes in Protobuf Messages

### 7.2.1 v0.8.2

- added `CollectionParserConfig.num_threads` to control the number of threads that perform parsing. At the moment the feature is only implemented for VW-format.
- added `CollectionParserConfig.class_id` (repeated string) to control which modalities should be parsed. If token's `class_id` is not from this list, it will be excluded from the resulting batches. When the list is empty, all modalities are included (this is the default behavior, as before).
- added `CollectionParserInfo` message to export diagnostics information from `ArtemParseCollection`
- added `FilterDictionaryArgs.max_dictionary_size` to give user an easy option to limit his dictionary size
- added `MergeModelArgs.dictionary_name` to define the set of tokens in the resulting matrix
- added `ThetaMatrix.num_values`, `TopicModel.num_values` to define number of non-zero elements in sparse format

### 7.2.2 v0.8.0

**Warning:** New batches, created in *BigARTM v0.8*, **CAN NOT** be used in the previous versions of the library. Old batches, created prior to *BigARTM v0.8*, can still be used. See below for details.

- added `token_id` and `token_weight` field in `Item` message, and obsoleted `Item.field`. Internally the library will merge the content of `Field.token_id` and `Field.token_weight` across all fields, and store the result back into `Item.token_id`, `Item.token_weight`. New `Item` message is as follows:

```
message Item {
  optional int32 id = 1;
  repeated Field field = 2; // obsolete in BigARTM v0.8.0
  optional string title = 3;
  repeated int32 token_id = 4;
  repeated float token_weight = 5;
}
```

- renamed `topics_count` into `num_topics` across multiple messages (TopicModel, ThetaMatrix, etc)
- renamed `inner_iterations_count` into `num_document_passes` in `ProcessBatchesArgs`
- renamed `passes` into `num_collection_passes` in `FitOfflineMasterModelArgs`
- renamed `threads` into `num_processors` in `MasterModelConfig`
- renamed `topic_index` field into `topic_indices` in `TopicModel` and `ThetaMatrix` messages
- added messages `ScoreArray`, `GetScoreArrayArgs` and `ClearScoreArrayCacheArgs` to bring score tracking functionality down into BigARTM core
- added messages `BackgroundTokensRatioConfig` and `BackgroundTokensRatio` (new score)
- moved `model_name` from `GetScoreValueArgs` into `ScoreConfig`; this is done to support score tracking functionality in BigARTM core; each Phi score needs to know which model to use in calculation
- removed `topics_count` from `InitializeModelArgs`; users must specify topic names in `InitializeModelArgs.topic_name` field
- removed `topic_index` from `GetThetaMatrixArgs`; users must specify topic names to retrieve in `GetThetaMatrixArgs.topic_name`
- removed `batch` field in `GetThetaMatrixArgs` and `GetScoreValueArgs.batch` messages; users should use `ArtmRequestTransformMasterModel` or `ArtmRequestProcessBatches` to process new batches and calculate theta scores
- removed `reset_scores` flag in `ProcessBatchesArgs`; users should use new API `ArtmClearScoreCache`
- removed `clean_cache` flag in `GetThetaMatrixArgs`; users should use new API `ArtmClearThetaCache`
- removed `MasterComponentConfig`; users should use `ArtmCreateMasterModel` and pass `MasterModelConfig`
- removed obsolete fields in `CollectionParserConfig`; same arguments can be specified at `GatherDictionaryArgs` and passed to `ArtmGatherDictionary`
- removed `Filter` message in `InitializeModelArgs`; same arguments can be specified at `FilterDictionaryArgs` and passed to `ArtmFilterDictionary`
- removed `batch_name` from `ImportBatchesArgs`; the field is no longer needed; batches will be identified via their `Batch.id` identifier
- removed `use_v06_api` in `MasterModelConfig`
- removed `ModelConfig` message
- removed `SynchronizeModelArgs`, `AddBatchArgs`, `InvokeIterationArgs`, `WaitIdleArgs` messages; users should use new APIs based on `MasterModel`
- removed `GetRegularizerStateArgs`, `RegularizerInternalState`, `MultiLanguagePhiInternalState` messages

- removed `model_name` and `model_name_cache` in `ThetaMatrix`, `GetThetaMatrixArgs` and `ProcessBatchesArgs`; the code of master component is simplified to only handle one theta matrix, so there is no longer any reason to identify theta matrix with `model_name`
- removed `Stream` message, `MasterComponentConfig.stream` field, and all `stream_name` fields across several messages; train/test streaming functionality is fully removed; users are expected to manage their train and test collections (for example as separate folders with batches)
- removed `use_sparse_bow` field in several messages; the computation mode with dense matrices is no longer supported;
- renamed `item_count` into `num_items` in `ThetaSnippetScoreConfig`
- add global enum `ScoreType` as a replacement for enums `Type` from `ScoreConfig` and `ScoreData` messages
- add global enum `RegularizerType` as a replacement for enum `Type` from `RegularizerConfig` message
- add global enum `MatrixLayout` as a replacement for enum `MatrixLayout` from `GetThetaMatrixArgs` and `GetTopicModelArgs` messages
- add global enum `ThetaMatrixType` as a replacement for enum `ThetaMatrixType` from `ProcessBatchesArgs` and `TransformMasterModelArgs` messages
- renamed enum `Type` into `SmoothType` in `SmoothPtdwConfig` to avoid conflicts in C# messages
- renamed enum `Mode` into `SparseMode` in `SpecifiedSparsePhiConfig` to avoid conflicts in C# messages
- renamed enum `Format` into `CollectionFormat` in `CollectionParserConfig` to avoid conflicts in C# messages
- renamed enum `NameType` into `BatchNameType` in `CollectionParserConfig` to avoid conflicts in C# messages
- renamed field `transform_type` into `type` in `TransformConfig` to avoid conflicts in C# messages
- remove message `CopyRequestResultArgs`; this is a breaking change; please check that
  - all previous calls to `ArtmCopyRequestResult` are changed to `ArtmCopyRequestedMessage`
  - all previous calls to `ArtmCopyRequestResultEx` with request types `GetThetaSecondPass` and `GetModelSecondPass` are changed to `ArtmCopyRequestedObject`
  - all previous calls to `ArtmCopyRequestResultEx` with `DefaultRequestType` are changed to `ArtmCopyRequestedMessage`
- remove field `request_type` in `GetTopicModelArgs`; to request only topics and/or tokens users should set `GetTopicModelArgs.matrix_layout` to `MatrixLayout_Sparse`, and `GetTopicModelArgs.eps` = 1.001 (any number greater than 1.0).
- change optional `FloatArray` into repeated `float` in field `coherence` of `TopTokensScore`
- change optional `DoubleArray` into repeated `double` in fields `kernel_size`, `kernel_purity`, `kernel_contrast` and `coherence` of `TopicKernelScore`
- change optional `StringArray` into repeated `string` in field `topic_name` of `TopicKernelScore`

### 7.2.3 v0.7.x

See *BigARTM v0.7.X Release Notes*.

## 7.3 Changes in BigARTM CLI

### 7.3.1 v0.9.0

- added option `--cooc-window` to set width of window in which tokens are considered to occur together.
- added option `--cooc-min-tf` to set minimal value of absolute co-occurrence of tokens.
- added option `--cooc-min-df` to set minimal value of documental frequency of token co-occurrence.
- added option `--write-cooc-tf` to set path of output file with absolute co-occurrences.
- added option `--write-cooc-df` to set path of output file with documental frequency of token co-occurrences.
- added option `--write-ppmi-tf` to set path of output file with ppmi's calculated on base of absolute co-occurrences.
- added option `--write-ppmi-df` to set path of output file with ppmi's calculated on base of documental frequencies of token co-occurrences.

### 7.3.2 v0.8.2

- added option `--rand-seed` to initialize random number generator; without this options, RNG will be set using system time
- added option `--write-vw-corpus` to convert batches into plain text file in Vowpal Wabbit format
- change the naming scheme of the batches, saved with `--save-batches` option. Previously file names were guid-based, while new format will look like this: `abcde.batch`. New format ensures the ordering of the documents in the collection is be preserved, given that user scans batches alphabetically.
- added switch `--guid-batch-name` to enable old naming scheme of batches (guid-based names). This option is useful if you launch multiple instances of BigARTM CLI to concurrently generate batches.
- speedup parsing large files in VowpalWabbit format
- when `--use-modality` is specified, the batches saved with `--save-batches` will only include tokens from these modalities. Other tokens will be ignored during parsing. This option is implemented for both VW and UCI BOW formats.
- implement TopicSelection, LabelRegularization, ImproveCoherence, Biterms regularizer in BigARTM CLI
- added option `--dictionary-size` to give user an easy option to limit his dictionary size
- add more diagnostics information about dictionary size (before and after filtering)
- add strict verification of scores and regularizers; for example, BigARTM CLI will raise an exception for this input: `bigartm -t obj:10,back:5 --regularizer "0.5 SparsePhi #obj*"`. There shouldn't be star sign in `#obj*`.

### 7.3.3 v0.8.0

- renamed `--passes` into `--num-collection-passes`
- renamed `--num-inner-iterations` into `--num-document-passes`
- removed `--model-v06` option

- removed `--use-dense-bow` option

### 7.3.4 v0.7.x

See *BigARTM v0.7.X Release Notes*.

## 7.4 Changes in `c_interface`

### 7.4.1 v0.8.2

**Warning:** BigARTM 3rdparty dependency had been upgraded from `protobuf 2.6.1` to `protobuf 3.0.0`. This may affect you upgrade from previous version of `bigartm`. Please report any issues at [bigartm-users@googlegroups.com](mailto:bigartm-users@googlegroups.com).

- Change `ArtmParseCollection` to return `CollectionParserInfo` message
- Add APIs to enable JSON serialization for all input and output protobuf messages
  - `ArtmSetProtobufMessageFormatToJson()`
  - `ArtmSetProtobufMessageFormatToBinary()`
  - `ArtmProtobufMessageFormatIsJson()`

The default setting is, as before, to serialize all message into binary buffer. Note that for with json serialization one should use `RegularizerConfig.config_json`, `ScoreConfig.config_json` and `ScoreData.data_json` instead of `RegularizerConfig.config`, `ScoreConfig.config` and `ScoreData.data`.

- Revisit documentation for `c_interface`
- Change integer types in `c_interface` from `int` to `int64_t` (from `stdint.h`). This allows to validate 2 GB limit for protobuf messages, and also to passing larger objects in `ArtmCopyRequestedObject`.
- Add `ArtmReconfigureTopicName` method to add/remove/reorder topic names
- Support sparse format for external retrieval of theta and phi matrices

### 7.4.2 v0.8.0

- Removed `ArtmCreateMasterComponent` and `ArtmReconfigureMasterComponent`
- Removed `ArtmCreateModel` and `ArtmReconfigureModel`
- Removed `ArtmAddBatch`, `ArtmInvokeIteration`, `ArtmWaitIdle`, `ArtmSynchronizeModel`
- Removed `ArtmRequestRegularizerState`
- Renamed `ArtmCopyRequestResult` into `ArtmCopyRequestedMessage`
- Renamed `ArtmCopyRequestResultEx` into `ArtmCopyRequestedObject`
- Added `ArtmClearThetaCache` and `ArtmClearScoreCache`
- Added `ArtmRequestScoreArray` and `ArtmClearScoreArrayCache`

- Added `GetArtmVersion` to query for the version; returns a string in “<MAJOR>.<MINOR>.<PATCH>” format

### 7.4.3 v0.7.x

See *BigARTM v0.7.X Release Notes*.

## 7.5 BigARTM v0.7.X Release Notes

### 7.5.1 BigARTM v0.7.0 Release notes

We are happy to introduce BigARTM v0.7.0, which brings you the following changes:

- New-style models
- Network modulus operandi is removed
- Coherence regularizer and scores (experimental)

#### New-style models

BigARTM v0.7.0 exposes new APIs to give you additional control over topic model inference:

- `ProcessBatches`
- `MergeModel`
- `RegularizeModel`
- `NormalizeModel`

Besides being more flexible, new APIs bring many additional benefits:

- Fully deterministic inference, no dependency on threads scheduling or random numbers generation
- Less bottlenecks for performance (`DataLoader` and `Merger` threads are removed)
- Phi-matrix regularizers can be implemented externally
- Capability to output Phi matrices directly into your NumPy matrices (scheduled for BigARTM v0.7.2)
- Capability for store Phi matrices in sparse format (scheduled for BigARTM v0.7.3)
- Capability for async `ProcessBatches` and non-blocking online algorithm (BigARTM v0.7.4)
- Form solid foundation for high performance networking (BigARTM v0.8.X)

The picture below illustrates scalability of BigARTM v0.7.0 vs v0.6.4. Top chart (in green) corresponds to CPU usage at 28 cores on machine with 32 virtual cores (16 physical cores + hyper threading). As you see, new version is much more stable. In addition, new version consumes less memory.



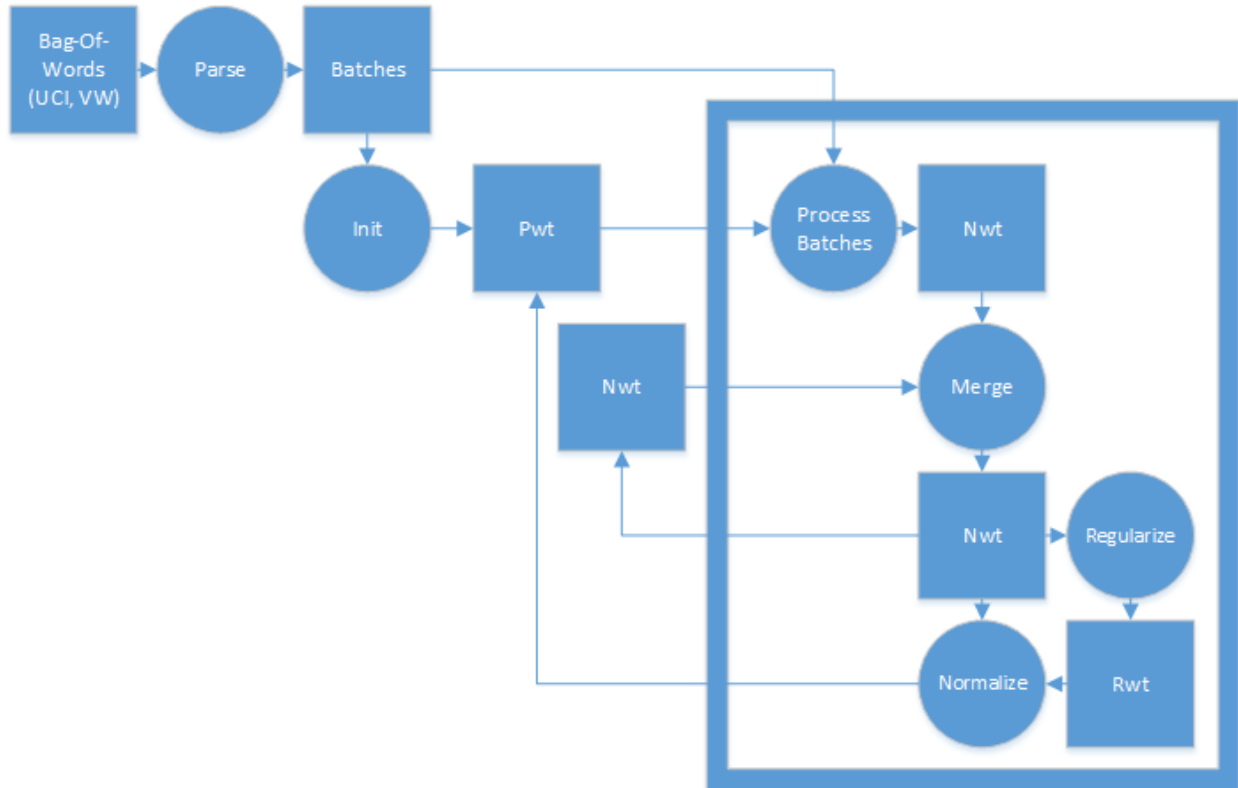
Refer to the following examples that demonstrate usage of new APIs for offline, online and regularized topic modelling:

- [example17\\_process\\_batches.py](#)
- [example18\\_merge\\_model.py](#)
- [example19\\_regularize\\_model.py](#)

Models, tuned with the new API are referred to as *new-style models*, as opposite to *old-style models* inferred with `AddBatch`, `InvokeIteration`, `WaitIdle` and `SynchronizeModel` APIs.

**Warning:** For BigARTM v0.7.X we will continue to support old-style models. However, you should consider upgrading to new-style models because old APIs (AddBatch, InvokeIteration, WaitIdle and SynchronizeModel) are likely to be removed in future releases.

The following flow chart gives a typical use-case on new APIs in online regularized algorithm:



#### Notes on upgrading existing code to new-style models

1. New APIs can only read batches from disk. If your current script passes batches via memory (in `AddBatchArgs.batch` field) then you need to store batches on disk first, and then process them with `ProcessBatches` method.
2. Initialize your model as follows:
  - For `python_interface`: using `MasterComponent.InitializeModel` method
  - For `cpp_interface`: using `MasterComponent.InitializeModel` method
  - For `c_interface`: using `ArtnInitializeModel` method

Remember that you should not create `ModelConfig` in order to use this methods. Pass your `topics_count` (or `topic_name` list) as arguments to `InitializeModel` method.

3. Learn the difference between Phi and Theta scores, as well as between Phi and Theta regularizes. The following table gives an overview:

Object	Theta	Phi
Scores	<ul style="list-style-type: none"> <li>• Perplexity</li> <li>• SparsityTheta</li> <li>• ThetaSnippet</li> <li>• ItemsProcessed</li> </ul>	<ul style="list-style-type: none"> <li>• SparsityPhi</li> <li>• TopTokens</li> <li>• TopicKernel</li> </ul>
Regularizers	<ul style="list-style-type: none"> <li>• SmoothSparseTheta</li> </ul>	<ul style="list-style-type: none"> <li>• DecorrelatorPhi</li> <li>• ImproveCoherencePhi</li> <li>• LabelRegularizationPhi</li> <li>• SmoothSparsePhi</li> <li>• SpecifiedSparsePhi</li> </ul>

Phi regularizers needs to be calculated explicitly in `RegularizeModel`, and then applied in `NormalizeModel` (via optional `rwt` argument). Theta regularizers needs to be enabled in `ProcessBatchesArgs`. Then they will be automatically calculated and applied during `ProcessBatches`.

Phi scores can be calculated at any moment based on the new-style model (same as for old-style models). Theta scores can be retrieved in two equivalent ways:

```
pwt_model = "pwt"
master.ProcessBatches(pwt_model, batches, "nwt")
perplexity_score.GetValue(pwt_model).value
```

or

```
pwt_model = "pwt"
process_batches_result = master.ProcessBatches(pwt_model, batches, "nwt")
perplexity_score.GetValue(scores = process_batches_result).value
```

Second way is more explicit. However, the first way allows you to combine aggregate scores accross multiple `ProcessBatches` calls:

```
pwt_model = "pwt"
master.ProcessBatches(pwt_model, batches1, "nwt")
master.ProcessBatches(pwt_model, batches2, "nwt", reset_scores=False)
perplexity_score.GetValue(pwt_model).value
```

This works because BigARTM caches the result of `ProcessBatches` together (in association with `pwt_model`). The `reset_scores` switch disables the default behaviour, which is to reset the cache for `pwt_model` at the beginning of each `ProcessBatch` call.

4. Continue using `GetThetaMatrix` and `GetTopicModel` to retrieve results from the library. For `GetThetaMatrix` to work you still need to enable `cache_theta` in master component. Remember to use the same model in `GetThetaMatrix` as you used as the input to `ProcessBatches`. You may also omit “target\_nwt” argument in `ProcessBatches` if you are not interested in getting this output.

```
master.ProcessBatches("pwt", batches)
theta_matrix = master.GetThetaMatrix("pwt")
```

5. Stop using certain APIs:

- For python\_interface: stop using class `Model` and `ModelConfig` message
- For cpp\_interface: stop using class `Model` and `ModelConfig` message

- For `c_interface`: stop using methods `ArtmCreateModel`, `ArtmReconfigureModel`, `ArtmInvokeIteration`, `ArtmAddBatch`, `ArtmWaitIdle`, `ArtmSynchronizeModel`

### Notes on models handling (reusing, sharing input and output, etc)

Is allowed to output the result of `ProcessBatches`, `NormalizeModel`, `RegularizeModel` and `MergeModel` into an existing model. In this case the existing model will be fully overwritten by the result of the operation. For all operations except `ProcessBatches` it is also allowed to use the same model in inputs and as an output. For example, typical usage of `MergeModel` involves combining “nwt” and “nwt\_hat” back into “nwt”. This scenario is fully supported. The output and input of `ProcessBatches` must refer to two different models. Finally, note that `MergeModel` will ignore all non-existing models in the input (and log a warning). However, if none of the input models exist then `MergeModel` will throw an error.

### Known differences

1. Decorrelator regularizer will give slightly different result in the following scenario:

```
master.ProcessBatches("pwt", batches, "nwt")
master.RegularizeModel("pwt", "nwt", "rwt", phi_regularizers)
master.NormalizeModel("nwt", "pwt", "rwt")
```

To get the same result as from `model.Synchronize()` adjust your script as follows:

```
master.ProcessBatches("pwt", batches, "nwt")
master.NormalizeModel("nwt", "pwt_temp")
master.RegularizeModel("pwt_temp", "nwt", "rwt", phi_regularizers)
master.NormalizeModel("nwt", "pwt", "rwt")
```

2. You may use `GetThetaMatrix(pwt)` to retrieve Theta-matrix, previously calculated for new-style models inside `ProcessBatches`. However, you can not use `GetThetaMatrix(pwt, batch)` for new models. They do not have corresponding `ModelConfig`, and as a result you need to go through `ProcessBatches` to pass all parameters.

## Network modus operandi is removed

Network modus operandi had been removed from BigARTM v0.7.0.

This decision had been taken because current implementation struggle from many issues, particularly from poor performance and stability. We expect to re-implement this functionality on top of new-style models.

Please, let us know if this caused issues for you, and we will consider to re-introduce networking in v0.8.0.

## Coherence regularizer and scores (experimental)

Refer to example in [example16\\_coherence\\_score.py](#).

## 7.5.2 BigARTM v0.7.1 Release notes

We are happy to introduce BigARTM v0.7.1, which brings you the following changes:

- BigARTM notebooks — new source of information about BigARTM
- `ArtmModel` — a brand new Python API
- Much faster retrieval of Phi and Theta matrices from Python
- Much faster dictionary imports from Python
- Auto-detect and use all CPU cores by default

- Fixed Import/Export of topic models (was broken in v0.7.0)
- New capability to implement Phi-regularizers in Python code
- Improvements in Coherence score

Before you upgrade to BigARTM v0.7.1 please review the changes that *break backward compatibility*.

## BigARTM notebooks

BigARTM notebooks is your go-to links to read more ideas, examples and other information around BigARTM:

- [BigARTM notebooks in English](#)
- [BigARTM notebooks in Russian](#)

## ArtmModel

Best thing about ArtmModel is that this API had been designed by BigARTM users. Not by BigARTM programmers. This means that BigARTM finally has a nice, clean and easy-to-use programming interface for Python. Don't believe it? Just take a look and some examples:

- [ArtmModel examples in English](#)
- [ArtmModel examples in Russian](#)

That is cool, right? This new API allows you to load input data from several file formats, infer topic model, find topic distribution for new documents, visualize scores, apply regularizers, and perform many other actions. Each action typically takes one line to write, which allows you to work with BigARTM interactively from Python command line.

ArtmModel exposes most of BigARTM functionality, and it should be sufficiently powerful to cover 95% of all BigARTM use-cases. However, for the most advanced scenarios you might still need to go through the previous API ([artm.library](#)). When in doubt which API to use, ask [bigartm-users@googlegroups.com](mailto:bigartm-users@googlegroups.com) — we are there to help!

## Coding Phi-regularizers in Python code

This is of course one of those very advanced scenarios where you need to go down to the old API :) Take a look at this example:

- [example19\\_regularize\\_model](#)
- [example20\\_attach\\_model](#)

First one tells how to use Phi regularizers, built into BigARTM. Second one provides a new capability to manipulate Phi matrix from Python. We call this **Attach** numpy matrix to the model, because this is similar to attaching debugger (like gdb or Visual Studio) to a running application.

To implement your own Phi regularizer in Python you need to to **attach** to `rwf` model from the first example, and update its values.

## Other changes

**Fast retrieval of Phi and Theta matrices.** In BigARTM v0.7.1 dense Phi and Theta matrices will be retrieved to Python as numpy matrices. All copying work will be done in native C++ code. This is much faster comparing to current solution, where all data is transferred in a large Protobuf message which needs to be deserialized in Python. ArtmModel already takes advantage of this performance improvements.

**Fast dictionary import.** BigARTM core now supports importing dictionary files from disk, so you no longer have to load them to Python. ArtmModel already take advantage of this performance improvement.

**Auto-detect number of CPU cores.** You no longer need to specify `num_processors` parameter. By default BigARTM will detect the number of cores on your machine and load all of them. `num_processors` still can be used to limit CPU resources used by BigARTM.

**Fixed Import/Export of topic models.** Export and Import of topic models will now work. As simple as this:

```
master.ExportModel("pwt", "file_on_disk.model")
master.ImportModel("pwt", "file_on_disk.model")
```

This will also take care of very large models above 1 GB that does not fit into single protobuf message.

**Coherence scores.** Ask [bigartm-users@googlegroups.com](mailto:bigartm-users@googlegroups.com) if you are interested :)

## Breaking changes

- **Changes in Python methods** `MasterComponent.GetTopicModel` **and** `MasterComponent.GetThetaMatrix`

From BigARTM v0.7.1 and onwards method `MasterComponent.GetTopicModel` of the low-level Python API will return a tuple, where first argument is of type `TopicModel` (protobuf message), and second argument is a numpy matrix. `TopicModel` message will keep all fields as usual, except `token_weights` field which will became empty. Information from `token_weights` field had been moved to numpy matrix (rows = tokens, columns = topics).

Similarly, `MasterComponent.GetThetaMatrix` will also return a tuple, where first argument is of type `ThetaMatrix` (protobuf message), and second argument is a numpy matrix. `ThetaMatrix` message will keep all fields as usual, except `item_weights` field which will became empty. Information from `item_weights` field had been moved to numpy matrix (rows = items, columns = topics).

Updated examples:

- `example11_get_theta_matrix.py`
- `example12_get_topic_model`

**Warning:** Use the followign syntax to restore the old behaviour:

- `MasterComponent.GetTopicModel(use_matrix = False)`
- `MasterComponent.GetThetaMatrix(use_matrix = False)`

This will return a complete protobuf message, without numpy matrix.

- **Python method `ParseCollectionOrLoadDictionary` is now obsolete**
  - Use `ParseCollection` method to convert collection into a set of batches
  - Use `MasterComponent.ImportDictionary` to load dictionary into BigARTM
  - Updated example: `example06_use_dictionaries.py`

## 7.5.3 BigARTM v0.7.2 Release notes

We are happy to introduce BigARTM v0.7.2, which brings you the following changes:

- Enhancements in high-level python API (`ArtmModel` -> `ARTM`)

- Enhancements in low-level python API (`library.py` -> `master_component.py`)
- Enhancements in CLI interface (`cpp_client`)
- Status and information retrievals from BigARTM
- Allow float token counts (`token_count` -> `token_weight`)
- Allow custom weights for each batch (`ProcessBatchesArgs.batch_weight`)
- Bug fixes and cleanup in the online documentation

## Enhancements in Python APIs

Note that `ArtmModel` had been renamed to `ARTM`. The naming conventions follow the same pattern as in `scikit learn` (e.g. `fit`, `transform` and `fit_transform` methods).

Also note that all input data is now handled by `BatchVectorizer` class.

Refer to notebooks in [English](#) and in [Russian](#) for further details about ARTM interface.

Also note that previous low-level python API `library.py` is superseded by a new API `master_component.py`. For now both APIs are available, but the old one will be removed in future releases. Refer to [this folder](#) for further examples of the new low-level python API.

Remember that any use of low-level APIs is discouraged. Our recommendation is to always use the high-level python API `ARTM`, and e-mail us know if some functionality is not exposed there.

## Enhancements in CLI interface

BigARTM command line interface `cpp_client` had been enhanced with the following options:

- `--load_model` - to load model from file before processing
- `--save_model` - to save the model to binary file after processing
- `--write_model_readable` - to output the model in a human-readable format (CSV)
- `--write_predictions` - to write prediction in a human-readable format (CSV)
- `--dictionary_min_df` - to filter out tokens present in less than N documents / less than P% of documents
- `--dictionary_max_df` - filter out tokens present in less than N documents / less than P% of documents
- `--tau0` - an option of the online algorithm, describing the weight parameter in the online update formula. Optional, defaults to 1024.
- `--kappa` - an option of the online algorithm, describing the exponent parameter in the online update formula. Optional, defaults to 0.7.

Note that for `--dictionary_min_df` and `--dictionary_max_df` can be treated as number, fraction, percent.

- Use a percentage % sign to specify percentage value
- Use a floating value in `[0, 1)` range to specify a fraction
- Use an integer value (1 or greater) to indicate a number

## 7.5.4 BigARTM v0.7.3 Release notes

BigARTM v0.7.3 releases the following changes:

- New command line tool for BigARTM
- Support for classification in bigartm CLI
- Support for asynchronous processing of batches
- Improvements in coherence regularizer and coherence score
- New *TopicMass* score for phi matrix
- Support for documents markup
- New API for importing batches through memory

### New command line tool for BigARTM

New CLI is named `bigartm` (or `bigrtm.exe` on Windows), and it supersedes previous CLI named `cpp_client`. New CLI has the following features:

- Parse collection in one of the *1. Loading Data: BatchVectorizer and Dictionary*
- Load dictionary
- Initialize a new model, or import previously created model
- Perform EM-iterations to fit the model
- Export predicted probabilities for all documents into CSV file
- Export model into a file

All command-line options are listed [here](#), and you may see several examples on [BigARTM](#) page at github. At the moment full documentation is only available in [Russian](#).

### Support for classification in BigARTM CLI

BigARTM CLI is now able to perform classification. The following example assumes that your batches have `target_class` modality in addition to the default modality (`@default_class`).

```
# Fit model
bigartm.exe --use-batches <your batches>
            --use-modality @default_class,target_class
            --topics 50
            --dictionary-min-df 10
            --dictionary-max-df 25%
            --save-model model.bin

# Apply model and output to text files
bigartm.exe --use-batches <your batches>
            --use-modality @default_class,target_class
            --topics 50
            --passes 0
            --load-model model.bin
            --predict-class target_class
            --write-predictions pred.txt
            --write-class-predictions pred_class.txt
```

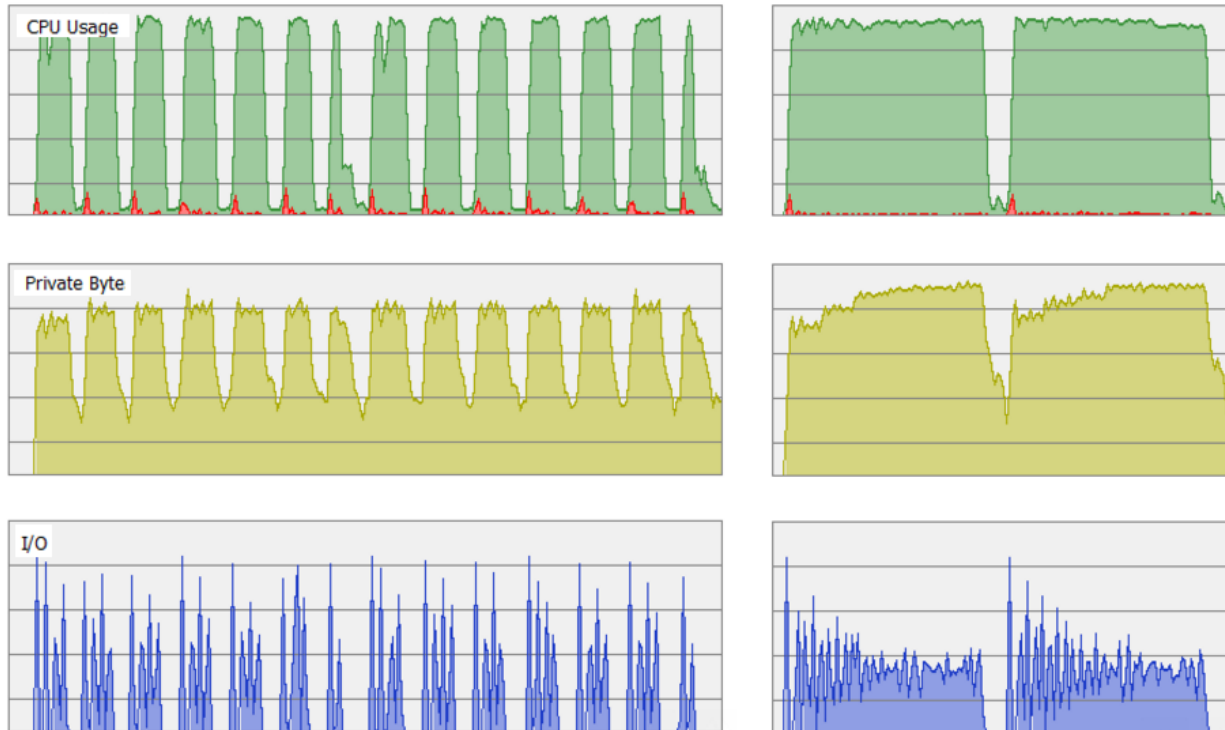
(continues on next page)

(continued from previous page)

```
--csv-separator=tab
--score ClassPrecision
```

### Support for asynchronous processing of batches

Asynchronous processing of batches enables applications to overlap EM-iterations better utilize CPU resources. The following chart shows CPU utilization of `bigartm.exe` with (left-hand side) and without `async` flag (right-hand side).



### TopicMass score for phi matrix

Topic mass score calculates cumulated topic mass for each topic. This is a useful metric to monitor balance between topics.

### Support for documents markup

Document markup provides topic distribution for each word in a document. Since BigARTM v0.7.3 it is possible to extract this information to use it. A potential application includes color-highlighted maps of the document, where every word is colored according to the most probable topic of the document.

In the code this feature is referred to as `ptdw` matrix. It is possible to extract and regularizer `ptdw` matrices. In future versions it will be also possible to calculate scores based on `ptdw` matrix.

## New API for importing batches through memory

New low-level APIs `ArtmImportBatches` and `ArtmDisposeBatches` allow to import batches from memory into BigARTM. Those batches are saved in BigARTM, and can be used for batches processing.

## 7.5.5 BigARTM v0.7.4 Release notes

BigARTM v0.7.4 is a big release that includes major rework of dictionaries and `MasterModel`.

### *bigartm/stable* branch

Up until now BigARTM has only one `master` branch, containing the latest code. This branch potentially includes untested code and unfinished features. We are now introducing `bigartm/stable` branch, and encourage all users to stop using `master` and start fetching from `stable`. `stable` branch will be lagging behind `master`, and moved forward to `master` as soon as maintainers decide that it is ready. At the same point we will introduce a new tag (something like `v0.7.3`) and produce a new release for Windows. In addition, `stable` branch also might receive small urgent fixes in between releases, typically to address critical issues reported by our users. Such fixes will be also included in `master` branch.

### MasterModel

`MasterModel` is a new set of low-level APIs that allow users of C-interface to infer models and apply them to new data. The APIs are `ArtmCreateMasterModel`, `ArtmReconfigureMasterModel`, `ArtmFitOfflineMasterModel`, `ArtmFitOnlineMasterModel` and `ArtmRequestTransformMasterModel`, together with corresponding protobuf messages. For a usage example see `src/bigartm/srcmain.cc`.

This APIs should be easy to understand for the users who are familiar with Python interface. Basically, we take ARTM class in Python, and push it down to the core. Now users can create their model via `MasterModelConfig` (protobuf message), fit via `ArtmFitOfflineMasterModel` or `ArtmFitOnlineMasterModel`, and apply to the new data via `ArtmRequestTransformMasterModel`. This means that the user no longer has to orchestrate low-level building blocks such as `ArtmProcessBatches`, `ArtmMergeModel`, `ArtmRegularizeModel` and `ArtmNormalizeModel`.

`ArtmCreateMasterModel` is similar to `ArtmCreateMasterComponent` in a sence that it returns `master_id`, which can be later passed to all other APIs. This mean that most APIs will continue working as before. This applies to `ArtmRequestThetaMatrix`, `ArtmRequestTopicModel`, `ArtmRequestScore`, and many others.

### Rework of dictionaries

Previous implementation of the dictionaries was really messy, and we are trying to clean this up. This effort is not finished yet, however we decided to release current version because it is a major improvement comparing to the previous version. At the low-level (`c_interface`), we now have the following methods to work with dictionaries:

- `ArtmGatherDictionary` collects a dictionary based on a folder with batches,
- `ArtmFilterDictionary` filter tokens from the dictioary based on their term frequency or document frequency,
- `ArtmCreateDictionary` creates a dictionary from a custom `DictionaryData` object (protobuf message),
- `ArtmRequestDictionary` retrieves a dictionary as `DictionaryData` object (protobuf message),

- `ArtmDisposeDictionary` deletes dictionary object from BigARTM,
- `ArtmImportDictionary` import dictionary from binary file,
- `ArtmExportDictionary` export dictionary into binary file.

All dictionaries are identified by a string ID (`dictionary_name`). Dictionaries can be used to initialize the model, in regularizers or in scores.

Note that `ArtmImportDictionary` and `ArtmExportDictionary` now uses a different format. For this reason we require that all imported or exported files end with `.dict` extension. This limitation is only introduced to make users aware of the change in binary format.

**Warning:** Please note that you have to re-generate all dictionaries, created in previous BigARTM versions. To force this limitation we decided that `ArtmImportDictionary` and `ArtmExportDictionary` will require all imported or exported files end with `.dict` extension. This limitation is only introduced to make users aware of the change in binary format.

Please note that in the next version (*BigARTM v0.8.0*) we are planing to break dictionary format once again. This is because we will introduce `boost.serialize` library for all import and export methods. From that point `boost.serialize` library will allow us to upgrade formats without breaking backwards compatibility.

The following example illustrate how to work with new dictionaries from Python.

```
# Parse collection in UCI format from D:\Datasets\docword.kos.txt and
↳D:\Datasets\vocab.kos.txt
# and store the resulting batches into D:\Datasets\kos_batches
batch_vectorizer = artm.BatchVectorizer(data_format='bow_uci',
                                       data_path=r'D:\Datasets',
                                       collection_name='kos',
                                       target_folder=r'D:\Datasets\kos_batches')

# Initialize the model. For now dictionaries exist within the model,
# but we will address this in the future.
model = artm.ARTM(...)

# Gather dictionary named `dict` from batches.
# The resulting dictionary will contain all distinct tokens that occur
# in those batches, and their term frequencies
model.gather_dictionary("dict", "D:\Datasets\kos_batches")

# Filter dictionary by removing tokens with too high or too low term frequency
# Save the result as `filtered_dict`
model.filter_dictionary(dictionary_name='dict',
                       dictionary_target_name='filtered_dict',
                       min_df=10, max_df_rate=0.4)

# Initialize model from `diltered_dict`
model.initialize("filtered_dict")

# Import/export functionality
model.save_dictionary("filtered_dict", "D:\Datasets\kos.dict")
model.load_dictionary("filtered_dict2", "D:\Datasets\kos.dict")
```

### Changes in the infrastructure

- Static linkage for bigartm command-line executable on Linux. To disable static linkage use `cmake -DBUILD_STATIC_BIGARTM=OFF ..`
- Install BigARTM python API via `python setup.py install`

### Changes in core functionality

- Custom transform function for KL-div regularizers
- Ability to initialize the model with custom seed
- `TopicSelection` regularizers
- `PeakMemory` score (Windows only)
- Different options to name batches when parsing collection (`GUID` as today, and `CODE` for sequential numbering)

### Changes in Python API

- `ARTM.dispose()` method for managing native memory
- `ARTM.get_info()` method to retrieve internal state
- Performance fixes
- Expose class prediction functionality

### Changes in C++ interface

- Consume `MasterModel` APIs in C++ interface. Going forward this is the only C++ interface that we will support.

### Changes in console interface

- Better options to work with dictionaries
- `--write-dictionary-readable` to export dictionary
- `--force` switch to let user overwrite existing files
- `--help` generates much better examples
- `--model-v06` to experiment with old APIs (`ArtmInvokeIteration` / `ArtmWaitIdle` / `ArtmSynchronizeModel`)
- `--write-scores` switch to export scores into file
- `--time-limit` option to time-box model inference(as an alternative to `--passes` switch)

### BigARTM v0.10.0 Release notes

---

We are announcing 0.10.0, which brings you the following changes:

- Support for transactions
- Compatibility improvements
- expanded information in `get_phi` methods

## 7.6 Transactions

From a certain point of view, the appearance of token is a relation  $\{t, d\}$  between two entities: token  $t$  and document  $d$ . Transactions are a generalization of tokens. For example, financial transaction  $\{c, p, m\}$  could mean that a customer ‘c’ made a purchase ‘p’ from a merchant ‘m’.

With that change, BigARTM now supports topic modeling on transactional data.

While the change of internals is extensive, the external APIs and interfaces are relatively unaffected. A lot of classes and methods (C as well as Python) gained new argument *transaction\_typenames*. This argument is optional, so you do not have to use it. However, it should be noted that there are some users reporting broken backward compatibility (different results). We investigate this matter.

## 7.7 Compatibility improvements

The toolchain around BigARTM evolves, and we need to adapt accordingly.

- When trying to find artm shared library (`libartm.so` or `artm.dll`), we now prefer packaged libartm over system libartm. That makes certain use cases easier (see #921).
- 3rd party dependencies (glog and gflag) are updated
- Progress-bar logic became more sophisticated (previously BigArtm was assuming that everything from ipython/jupyter was an interactive notebook: see #928)
- Since `async` became a reserved keyword in python 3.7, we renamed some variables to `asynchronous` (see #931).

## 7.8 Get Phi

Now `get_phi()`, `get_phi_sparse()` and `get_phi_dense()` methods retrieve tokens together with their `class_ids`.

(For `get_phi()` that means an additional column in dataframe. For `get_phi_dense()` and `get_phi_sparse()` that means that the second element of tuple now consists of (token, class\_id) pairs)

That removes long-standing “gotcha” of BigARTM: the inability to operate on Phi matrices from multimodal models without ambiguity. Imagine there are the same words in different modalities: you cannot be sure which object the particular row of dataframe refers to (for example, `smith` token could be a member of `@word` modality or `@author` modality).

While there was a number of workarounds for this, it just makes more sense to provide the required information “natively”.



These pages describe the development process of BigARTM library. If your intent to use BigARTM as a typical user, please proceed to *Installation for Windows users* or *Installation for Linux and Mac OS-X users*, depending on your operating system. If you intent is to contribute to the development BigARTM, please proceed to the links below.

## 8.1 Downloads (Windows)

Download and install the following tools:

- **Git for Windows** from <http://git-scm.com/download/win>
  - <https://github.com/msysgit/msysgit/releases/download/Git-1.9.5-preview20141217/Git-1.9.5-preview20141217.exe>
- **Github for Windows** from <https://windows.github.com/>
  - <https://github-windows.s3.amazonaws.com/GitHubSetup.exe>
- **Visual Studio 2013 Express for Windows Desktop** from <https://www.visualstudio.com/en-us/products/visual-studio-express-vs.aspx>
- **CMake** from <http://www.cmake.org/download/>
  - <https://cmake.org/files/v3.10/cmake-3.10.0-win32-x86.msi>
- **Prebuilt Boost binaries** from <http://sourceforge.net/projects/boost/files/boost-binaries/>, for example these two:
  - [http://sourceforge.net/projects/boost/files/boost-binaries/1.57.0/boost\\_1\\_57\\_0-msvc-12.0-32.exe/download](http://sourceforge.net/projects/boost/files/boost-binaries/1.57.0/boost_1_57_0-msvc-12.0-32.exe/download)
  - [http://sourceforge.net/projects/boost/files/boost-binaries/1.57.0/boost\\_1\\_57\\_0-msvc-12.0-64.exe/download](http://sourceforge.net/projects/boost/files/boost-binaries/1.57.0/boost_1_57_0-msvc-12.0-64.exe/download)
- **Python** from <https://www.python.org/downloads/>
  - <https://www.python.org/ftp/python/2.7.9/python-2.7.9.amd64.msi>

– <https://www.python.org/ftp/python/2.7.9/python-2.7.9.msi>

- (optional) If you plan to build documentation, download and install sphinx-doc as described here: <http://sphinx-doc.org/latest/index.html>
- (optional) 7-zip – <http://www.7-zip.org/a/7z920-x64.msi>
- (optional) Putty – <http://the.earth.li/~sgtatham/putty/latest/x86/putty.exe>

All explicit links are given just for convenience if you are setting up new environment. You are free to choose other versions or tools, and most likely they will work just fine for BigARTM. Remember to match the following: \* Visual Studio version must match Boost binaries version, unless you build Boost yourself \* Use the same configuration (32 bit or 64 bit) for your Python and BigARTM binaries

## 8.2 Source code

BigARTM is hosted in public GitHub repository:

<https://github.com/bigartm/bigartm>

We maintain two branches: `master` and `stable`. `master` branch is the latest source code, potentially including some unfinished features. `stable` branch will be lagging behind `master`, and moved forward to `master` as soon as maintainers decide that it is ready. Typically this should happen at the end of each month. At the same point we will introduce a new tag (something like `v0.7.3`) and produce a new release for Windows. In addition, `stable` branch also might receive small urgent fixes in between releases, typically to address critical issues reported by our users. Such fixes will be also included in `master` branch.

To contribute a fix you should `fork` the repository, code your fix and submit a `pull request` against `master` branch. All pull requests are regularly monitored by BigARTM maintainers and will be soon merged. Please, keep monitoring the status of your pull request on `travis`, which is a continuous integration system used by BigARTM project.

## 8.3 Build C++ code on Windows

The following steps describe the procedure to build BigARTM's C++ code on Windows.

- Download and install [GitHub for Windows](#).
- Clone <https://github.com/bigartm/bigartm/> repository to any location on your computer. This location is further referred to as `$ (BIGARTM_ROOT)`.
- Download and install Visual Studio 2012 or any newer version. BigARTM will compile just fine with any edition, including any Visual Studio Express edition (available at [www.visualstudio.com](http://www.visualstudio.com)).
- Install `CMake` (at least version 3.1, Win32 Installer).

Make sure that `CMake` executable is added to the `PATH` environmental variable. To achieve this either select the option “Add `CMake` to the system `PATH` for all users” during installation of `CMake`, or add it to the `PATH` manually.

- Download and install Boost 1.55 or any newer version.

We suggest to use the [Prebuilt Windows Binaries](#). Make sure to select version that match your version of Visual Studio. You may choose to work with either x64 or Win32 configuration, both of them are supported.

- Configure system variables `BOOST_ROOT` and `BOOST_LIBRARYDIR`.

If you have installed boost from the link above, and used the default location, then the setting should look similar to this:

```
setx BOOST_ROOT C:\local\boost_1_56_0
setx BOOST_LIBRARYDIR C:\local\boost_1_56_0\lib32-msvc-12.0
```

For all future details please refer to the documentation of [FindBoost module](#). We also encourage new CMake users to step through [CMake tutorial](#).

- Install Python 2.7 (tested with [Python 2.7.6](#)).

You may choose to work with either x64 or Win32 version of the Python, but make sure this matches the configuration of BigARTM you have choosed earlier. The x64 installation of python will be incompatible with 32 bit BigARTM, and virse versus.

- Use CMake to generate Visual Studio projects and solution files. To do so, open a command prompt, change working directory to \$(BIGARTM\_ROOT) and execute the following commands:

```
mkdir build
cd build
cmake ..
```

You might have to explicitly specify the [cmake generator](#), especially if you are working with x64 configuration. To do so, use the following syntax:

```
cmake .. -G"Visual Studio 12 2013 Win64"
```

CMake will generate Visual Studio under \$(BIGARTM\_ROOT)/build/.

- Open generated solution in Visual Studio and build it as you would usually build any other Visual Studio solution. You may also use MSBuild from Visual Studio command prompt.

The build will output result into the following folders:

- \$(BIGARTM\_ROOT)/build/bin/[Debug|Release] — binaries (.dll and .exe)
- \$(BIGARTM\_ROOT)/build/lib/[Debug|Release] — static libraries

At this point you should be able to run BigARTM tests, located here: \$(BIGARTM\_ROOT)/build/bin/\*/artm\_tests.exe.

## 8.4 Python code on Windows

- Install Python 2.7 (this step is already done if you are following the instructions above),
- Add Python to the PATH environmental variable  
<http://stackoverflow.com/questions/6318156/adding-python-path-on-windows-7>
- Follow the instructions in README file in directory \$(BIGARTM\_ROOT)/3rdparty/protobuf/python/. In brief, this instructions ask you to run the following commands:

```
python setup.py build
python setup.py test
python setup.py install
```

On second step you fill see two failing tests:

```
Ran 216 tests in 1.252s
FAILED (failures=2)
```

This 2 failures are OK to ignore.

At this point you should be able to run BigARTM tests for Python, located under `$(BIGARTM_ROOT)/python/tests/`.

- [Optional] Download and add to MSVS Python Tools 2.0. All necessary instructions can be found at <https://pytools.codeplex.com/>. This will allow you debug your Python scripts using Visual Studio. You may start with the following solution: `$(BIGARTM_ROOT)/src/artm_vs2012.sln`.

## 8.5 Compiling .proto files on Windows

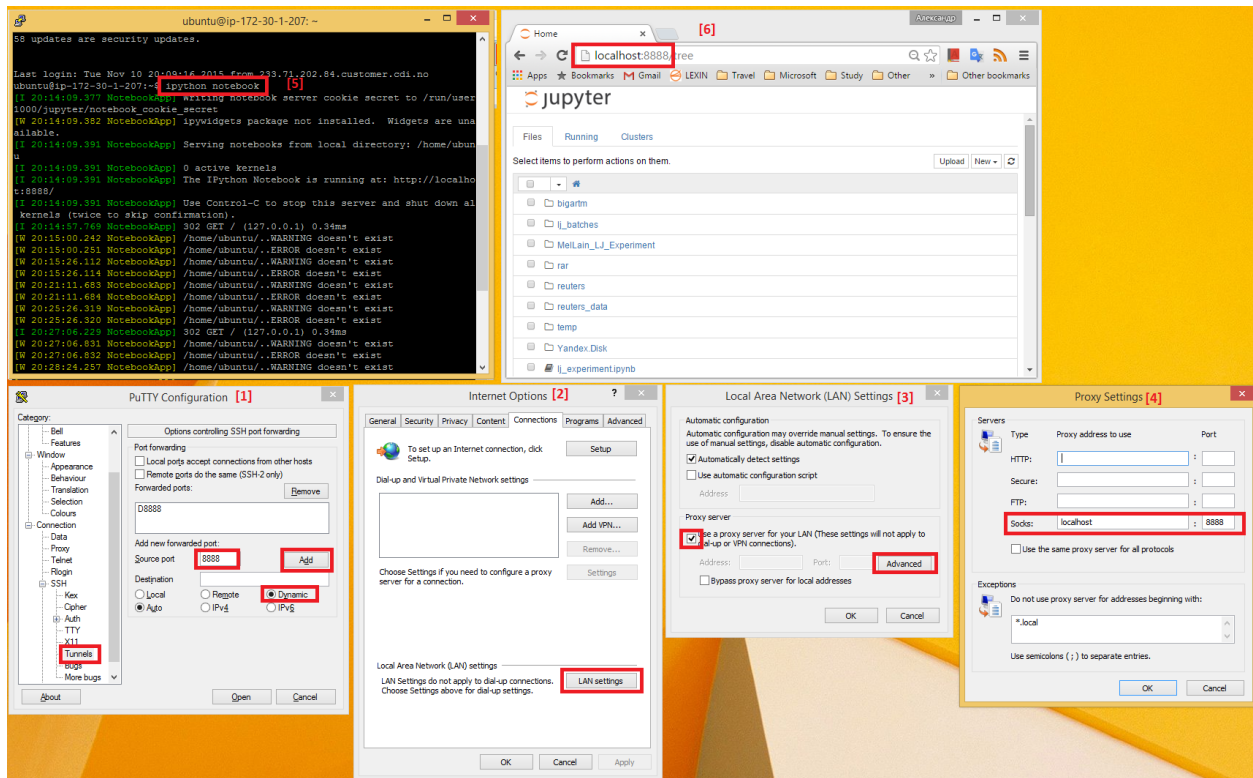
1. Open a new command prompt
2. Copy the following file into `$(BIGARTM_ROOT)/src/`
  - `$(BIGARTM_ROOT)/build/bin/CONFIG/protoc.exe`Here CONFIG can be either Debug or Release (both options will work equally well).
3. Change working directory to `$(BIGARTM_ROOT)/src/`
4. Run the following commands

```
.\protoc.exe --cpp_out=. --python_out=. .\artm\messages.proto
.\protoc.exe --cpp_out=. .\artm\core\internals.proto
```

## 8.6 Working with iPython notebooks remotely

It turned out to be common scenario to run BigARTM on a Linux server (for example on Amazon EC2), while connecting to it from Windows through `putty`. Here is a convenient way to use `ipython notebook` in this scenario:

1. Connect to the Linux machine via `putty`. `Putty` needs to be configured with dynamic tunnel for port 8888 as describe here on [this page](#) (port 8888 is a default port for `ipython notebook`). The same page describes how to configure internet properties:  
*Clicking on Settings in Internet Explorer, or Proxy Settings in Google Chrome, should open this dialogue. Navigate through to the Advanced Proxy section and add localhost:9090 as a SOCKS Proxy.*
2. Start `ipython notebook` in your `putty` terminal.
3. Open your favourite browser on Windows, and go to <http://localhost:8888>. Enjoy your notebook while the engine runs on remotely :)



## 8.7 Build C++ code on Linux

Refer to *Installation for Linux and Mac OS-X users*.

### 8.7.1 System dependencies

Building BigARTM requires the following components:

- **git** (any recent version) – for obtaining source code;
- **cmake** (at least version 3.1), **make**, **g++** or **clang** compiler with c++11 support, **boost** (at least of version 1.40) – for building library and binary executable;
- **python** (version 2.7 or 3.4) – for building Python API for BigARTM.

### 8.7.2 Building C++ code with CMake

BigARTM is hosted at github repository, with two branches — `stable` and `master`. `stable` contains latest stable release, while `master` is the latest version of the code. Normally `master` is also quite stable, so do not hesitate to try this branch.

Build is built via CMake, as in the following script.

```
cd ~
git clone --branch=stable https://github.com/bigartm/bigartm.git
cd bigartm
mkdir build && cd build
```

(continues on next page)

(continued from previous page)

```
cmake ..  
make
```

**Note for Linux users:** By default building binary executable `bigartm` requires static versions of Boost, C and C++ libraries. To alter it, run `cmake` command with option `-DBUILD_BIGARTM_CLI_STATIC=OFF`.

### 8.7.3 System-wide installation

To install command-line utility, shared library module and Python interface for BigARTM, you can type:

```
sudo make install
```

Normally this will install:

- `bigartm` utility into folder `/usr/local/bin/`;
- shared library `libartm.so` (`artm.dylib` for Max OS-X) into folder `/usr/local/lib/`;
- Python interface for BigARTM into Python-specific system directories, along with necessary dependencies.

If you want to alter target folders for binary and shared library objects, you may specify common prefix while running `cmake` command via option `-DCMAKE_INSTALL_PREFIX=path_to_folder`. By default `CMAKE_INSTALL_PREFIX=/usr/local/`.

### 8.7.4 Configure BigARTM Python API

Python's interface of BigARTM is normally configured by running `make install`. As an alternative you may configure it manually as described below, however you still need to build native code of BigARTM with `make`.

```
# Step 1 - install Google Protobuf as dependency  
# (this can be replaced by "pip install protobuf")  
cd ~/bigartm/3rdparty/protobuf/python  
sudo python setup.py install  
  
# Step 2 - install Python interface for BigARTM  
cd ~/bigartm/python  
sudo python setup.py install  
  
# Step 3 - point ARTM_SHARED_LIBRARY variable to libartm.so (libartm.dylib) location  
export ARTM_SHARED_LIBRARY=~/.bigartm/build/lib/libartm.so      # for linux  
export ARTM_SHARED_LIBRARY=~/.bigartm/build/lib/libartm.dylib   # for Mac OS X
```

We strongly recommend system-wide installation (e.g. `make install`) as there is no need to keep BigARTM code after it, so you may safely remove folder `~/bigartm/`.

### 8.7.5 Troubleshooting

If you build BigARTM in existing folder `build` (e.g. you built BigARTM before) and encounter any errors, it may be due to out-of-date file `CMakeCache.txt` in folder `build`. In that case we strongly recommend to delete this file and try to build again.

---

Using BigARTM Python API you can encounter this error:

```
Traceback (most recent call last):
File "<stdin>", line 1, in <module>
File "build/bdist.linux-x86_64/egg/artm/wrapper/api.py", line 19, in __init__
File "build/bdist.linux-x86_64/egg/artm/wrapper/api.py", line 53, in _load_cdll
OSError: libartm.so: cannot open shared object file: No such file or directory
Failed to load artm shared library. Try to add the location of `libartm.so` file into
↳ your LD_LIBRARY_PATH system variable, or to set ARTM_SHARED_LIBRARY - a specific
↳ system variable which may point to `libartm.so` file, including the full path.
```

This error indicates that BigARTM's python interface can not locate libartm.so (libartm.dylib) files. In such case type `export ARTM_SHARED_LIBRARY=path_to_artm_shared_library`.

## 8.7.6 BigARTM on Travis-CI

To get a live usage example of BigARTM you may check BigARTM's `.travis.yml` script and the latest [continuous integration build](#).

## 8.8 Creating New Regularizer

This manual describes all necessary steps you need to proceed to create your own regularizer in the core of BigARTM library. We assume you are now in the root directory of BigARTM. The Google Protocol Buffers technology will be used, so we also assume you familiar with it. The instructions will be forwarded with corresponding examples of two regularizers, one per matrix (New Regularizer Phi and New regularizer Theta).

### 8.8.1 General steps

#### 1. Edit protobuf messages

- Open `src/artm/messages.proto` file and find there the `RegularizerType` message. As you can see, this enum contains all BigARTM regularizers. Add constants for your regularizer (save the natural numeric order, 14 and 15 is an example in case when the last constant is 13):

```
enum RegularizerType {
    RegularizerType_SmoothSparseTheta = 0;
    RegularizerType_SmoothSparsePhi = 1;
    RegularizerType_DecorrelatorPhi = 2;
    ...
    RegularizerType_NewRegularizerPhi = 14;
    RegularizerType_NewRegularizerTheta = 15;
}
```

- In the same file you need to define the configuration of your regularizer. It should contain any meta-data your regularizer will use in it's work. You can see the messages for other regularizers, but in general any regularizer has `topic_name` field, that contains the names of topics, the regularizer will deal with. Regularizers of Phi matrix usually have `class_id` field, that can be an array (and then it denotes all modalities, which tokens will be regularized) or single string (the name of one modality to be regularized). Phi regularizers usually also contains `dictionary_name` parameter, because dictionaries are often contain useful information. Theta regularizers should contain `alpha_iter` parameter, that denotes the additional multipliers for regularization addition `r_wt`. It is an array with length equal to the number of document passes, and helps to change the influence of the regularizer on each pass through the document in a special way.

Your messages can have the following form:

```
message NewRegularizerPhiConfig {
  repeated string topic_name = 1;
  repeated string class_id = 2;
  optional string dictionary_name = 3;
  ...
}

message NewRegularizerThetaConfig {
  repeated string topic_name = 1;
  repeated float alpha_iter = 2;
  ...
}
```

- You may use the following command to compile messages.proto, see [Compiling .proto files on Windows](#) for details):

```
.\protoc.exe --cpp_out=. --python_out=. .\artm\messages.proto
```

Alternatively, we recommend you to build re-project Visual Studio or Linux, and this step will be proceeded automatically. The only recommendation is to remove the old messages\_pb2.py file from the python/artm/wrapper directory.

## 2. Edit core files and utilities

- The regularizers are the part of C++ core, so you need to create .h and .cc files for you regularizer and store them in the src/artm/regularizers directory. We recommend you to use smooth\_sparse\_phi.h and smooth\_sparse\_phi.cc (or smooth\_sparse\_theta.h and smooth\_sparse\_theta.cc respectively) as an example. We will talk about the content of these files in next sections. At first you need to change all names of macroses, classes, methods and types to new ones releated with name of your regularizer (do it in analogy to naming in this file).
- In the head of file src/artm/core/instance.cc include file of your new regularizer:

```
#include "artm/regularizer_interface.h"
#include "artm/regularizer/decorrelator_phi.h"
#include "artm/regularizer/multilanguage_phi.h"
#include "artm/regularizer/smooth_sparse_theta.h"
...
#include "artm/regularizer/new_regularizer_phi.h"
#include "artm/regularizer/new_regularizer_theta.h"

#include "artm/score/items_processed.h"
#include "artm/score/sparsity_theta.h"
...
```

- There is a switch/case statement in the same file in a need of expansion:

```
switch (regularizer_type) {
  case artm::RegularizerType_SmoothSparseTheta: {
    CREATE_OR_RECONFIGURE_REGULARIZER(::artm::SmoothSparseThetaConfig,
                                      ::artm::regularizer::SmoothSparseTheta);

    break;
  }

  case artm::RegularizerType_SmoothSparsePhi: {
    CREATE_OR_RECONFIGURE_REGULARIZER(::artm::SmoothSparsePhiConfig,
                                      ::artm::regularizer::SmoothSparsePhi);

    break;
  }
}
```

(continues on next page)

(continued from previous page)

```

}

...

case artm::RegularizerType_NewRegularizerPhi: {
    CREATE_OR_RECONFIGURE_REGULARIZER(::artm::NewRegularizerPhiConfig,
                                      ::artm::regularizer::NewRegularizerPhi);

    break;

case artm::RegularizerType_NewRegularizerTheta: {
    CREATE_OR_RECONFIGURE_REGULARIZER(::artm::NewRegularizerThetaConfig,
                                      ::artm::regularizer::NewRegularizerTheta);

    break;
}

```

- Modify file `src/artm/CMakeLists.txt`:

```

regularizer/decorrelator_phi.cc
regularizer/decorrelator_phi.h
regularizer/multilanguage_phi.cc
regularizer/multilanguage_phi.h
regularizer/smooth_sparse_phi.cc
regularizer/smooth_sparse_phi.h
...
regularizer/new_regularizer_phi.cc
regularizer/new_regularizer_phi.h
regularizer/new_regularizer_theta.cc
regularizer/new_regularizer_theta.h

```

- Proceed the same operation with `utils/cpplint_files.txt`

### 3. Changes in Python API code

- Edit `python/artm/wrapper/constants.py` to reflect the changes made to enum `RegularizerType` in `messages.proto`:

```

RegularizerType_SmoothSparseTheta = 0
RegularizerType_SmoothSparsePhi = 1
...
RegularizerType_NewRegularizerPhi = 14
RegularizerType_NewRegularizerTheta = 15

```

- Update `_regularizer_type` in `python/artm/master_component.py` with something like this:

```

def _regularizer_type(config):
    if isinstance(config, messages.SmoothSparseThetaConfig):
        return constants.RegularizerType_SmoothSparseTheta

    ...

    elif isinstance(config, messages.NewRegularizerPhiConfig):
        return constants.RegularizerType_NewRegularizerPhi

    elif isinstance(config, messages.NewRegularizerThetaConfig):
        return constants.RegularizerType_NewRegularizerTheta

```

- You need to add class-wrapper for your regularizer into the `python/artm/regularizers.py`. Note, that the Phi regularizer should be inherited from the `BaseRegularizerPhi`, and Theta one from

BaseRegularizerTheta. Use any other class as an example. Note, that these two classes and BaseRegularizer has pre-defined fields with properties and setters. Don't repeat these fields and add warning methods for ones that doesn't appear in your regularizer:

```
@property
def class_ids(self):
    raise KeyError('No class_ids parameter')

...
@class_ids.setter
def class_ids(self, class_ids):
    raise KeyError('No class_ids parameter')
```

Also take into consideration the notation of parameters naming (for example, class\_ids is a list, and class\_id is a scalar). Learn attentively other classes and don't forget to write the doc-strings in the same format.

- Add your regularizers into `__all__` list in `regularizers.py`:

```
__all__ = [
    'KlFunctionInfo',
    'SmoothSparsePhiRegularizer',
    ...
    'NewRegularizerPhi'
    'NewRegularizerTheta'
]
```

- You may need to run

```
python setup.py build
python setup.py install
```

for the changes to take effect.

## 8.8.2 Phi regularizer C++ code

All you need is to implement the method

```
bool NewRegularizerPhi::NewRegularizerPhi(const ::artm::core::PhiMatrix& p_wt,
                                           const ::artm::core::PhiMatrix& n_wt,
                                           ::artm::core::PhiMatrix* result);
```

Here you use `p_wt`, `n_wt` and all information you have got as parameters through the config to count `r_wt` and put it in the `result` variable. The multiplication on `tau` and usage of coefficients of relative regularization will be processed in further computations automatically and shouldn't worry you.

## 8.8.3 Theta regularizer C++ code

You need to create a class implementing the `RegularizeThetaAgent` interface (e.g., `NewRegularizerThetaAgent`) and a class implementing `RegularizerInterface` interface (e.g., `NewRegularizerTheta`).

In the `NewRegularizerTheta` class you need to define a `CreateRegularizeThetaAgent` method, which checks arguments and does some initialization work. This method will be called every outer iteration, once for every batch.

In the `NewRegularizerThetaAgent` class you need to define an `Apply` method, which takes the (unnormalized) probability distribution  $p(t|d)$  for a given `d` and transforms it in a some way (e.g. by adding a constant). This method will be called every inner iteration, once for every document in this batch (`inner_iter * batch_size` times in total).

```
void Apply(int item_index, int inner_iter, int topics_size, float* theta);
```

For an example, take a look at `smooth_sparse_theta.cc`.

Note that handling `tau` and `alpha_iter` is your responsibility: your code is assumed to be of form `theta[topic_id] += tau * alpha_iter[inner_iter] * x` instead of just `theta[topic_id] += x`.

## 8.9 Code style

### Configure Visual Studio

Open *Tools / Text Editor / All languages / Tabs* and configure as follows:

- Indenting - smart,
- Tab size - 2,
- Indent size - 2,
- Select “insert spaces”.

We also suggest to configure Visual Studio to [show space and tab crlf characters](#) (shortcut: `Ctrl+R`, `Ctrl+W`), and [enable vertical line at 120 characters](#).

In the code we follow [google code style](#) with the following changes:

- Exceptions are allowed
- Indentation must be 2 spaces. Tabs are not allowed.
- No lines should exceed 120 characters.

All `.h` and `.cpp` files under `$(BIGARTM_ROOT)/src/artm/` must be verified for code style with `cpplint.py` script. Files, generated by protobuf compiler, are the only exceptions from this rule.

To run the script you need some version of Python installed on your machine. Then execute the script like this:

```
python cpplint.py --linelength=120 <filename>
```

On Windows you may run this master-script to check all required files:

```
$(BIGARTM_ROOT)/utils/cpplint_all.bat.
```

## 8.10 Release new version

This is a memo for BigARTM maintainers about releasing new BigARTM version.

- Submit and integrate pull request against master branch to
  - bump version in `src/artm/CMakeLists.txt`,
  - bump version in `python/setup.py`,

- update links to the latest release in `docs/downloads.txt`.
- Run installation tests in `bigartm-install` repository
  - Bump version in `install.sh` script
  - Submit pull request and inspect both personal builds - for Appveyor (Windows) and for Travis (Linux)
  - If installation build fails investigate and fix issues before releasing the new version
- Submit and integrate pull request against `stable` branch to integrate all changes from `master` branch.

**Warning:** Choose REBASE option when merging pull request. DO NOT use squash commits option.

**Warning:** Make sure to wait for personal build (appveyor and travis), and investigate issues if builds are failing.

- Create new release [here](#):
  - fill in `vX.Y.Z` tag
  - fill in a description, using previous release as an example
  - download `BigARTM.7z` from `python2` job in the latest appveyor build. Rename it to `BigARTM_vX.Y.Z_win64.7z`, and attach as binary to the release.
- Update `bigartm-docker` repo and image
  - Only once: install docker from <https://www.docker.com/> . If you run docker in a VM, configure memory to at least 8 GB (otherwise docker build fails to compile bigartm c++ code). If you are new to docker, read [a tutorial](#) on how to publish containers on docker hub.
  - Edit `Dockerfile` to update BigARTM version in the `git clone` command. Click `Commit changes` to submit this change directly to master branch of `bigartm-docker` repository.
  - Clone `bigartm/bigartm-docker` repository and open command shell. Change working directory to the root of `bigartm-docker` repository.
  - Build and publish the image. Example:

```
docker build .
docker login
docker images    # to find the tag
docker tag e744db1be133 ofrei/bigartm:v0.8.2
docker tag e744db1be133 ofrei/bigartm:latest
docker push ofrei/bigartm:v0.8.2
docker push ofrei/bigartm:latest
```

- Try to execute commands from `bigartm-docker/README.md` to test the image.
- Send an announce e-mail to `bigartm-users@googlegroups.com`

## 8.11 Messages

This document explains all protobuf messages that can be transferred between the user code and BigARTM library.

**Warning:** Remember that all fields is marked as *optional* to enhance backwards compatibility of the binary protobuf format. Some fields will result in run-time exception when not specified. Please refer to the documentation of each field for more details.

Note that we discourage any usage of fields marked as *obsolete*. Those fields will be removed in future releases.

### 8.11.1 DoubleArray

**class** messages\_pb2.**DoubleArray**

Represents an array of double-precision floating point values.

```
message DoubleArray {
  repeated double value = 1 [packed = true];
}
```

### 8.11.2 FloatArray

**class** messages\_pb2.**FloatArray**

Represents an array of single-precision floating point values.

```
message FloatArray {
  repeated float value = 1 [packed = true];
}
```

### 8.11.3 BoolArray

**class** messages\_pb2.**BoolArray**

Represents an array of boolean values.

```
message BoolArray {
  repeated bool value = 1 [packed = true];
}
```

### 8.11.4 IntArray

**class** messages\_pb2.**IntArray**

Represents an array of integer values.

```
message IntArray {
  repeated int32 value = 1 [packed = true];
}
```

### 8.11.5 Item

**class** messages\_pb2.**Item**

Represents a unit of textual information. A typical example of an item is a document that belongs to some text collection.

```
message Item {
  optional int32 id = 1;
  repeated Field field = 2;
  optional string title = 3;
}
```

**Item.id**

An integer identifier of the item.

**Item.field**

A set of all fields withing the item.

**Item.title**

An optional title of the item.

### 8.11.6 Field

**class** messages\_pb2.**Field**

Represents a field withing an item. The idea behind fields is that each item might have its title, author, body, abstract, actual text, links, year of publication, etc. Each of this entities should be represented as a Field. The topic model defines how those fields should be taken into account when BigARTM infers a topic model. Currently each field is represented as “bag-of-words” — each token is listed together with the number of its occurrences. Note that each Field is always part of an Item, Item is part of a Batch, and a batch always contains a list of tokens. Therefore, each Field just lists the indexes of tokens in the Batch.

```
message Field {
  optional string name = 1 [default = "@body"];
  repeated int32 token_id = 2;
  repeated int32 token_count = 3;
  repeated int32 token_offset = 4;

  optional string string_value = 5;
  optional int64 int_value = 6;
  optional double double_value = 7;
  optional string date_value = 8;

  repeated string string_array = 16;
  repeated int64 int_array = 17;
  repeated double double_array = 18;
  repeated string date_array = 19;
}
```

### 8.11.7 Batch

**class** messages\_pb2.**Batch**

Represents a set of items. In BigARTM a batch is never split into smaller parts. When it comes to concurrency this means that each batch goes to a single processor. Two batches can be processed concurrently, but items in one batch are always processed sequentially.

```
message Batch {
  repeated string token = 1;
  repeated Item item = 2;
  repeated string class_id = 3;
  optional string description = 4;
  optional string id = 5;
}
```

**Batch.token**

A set value that defines all tokens than may appear in the batch.

**Batch.item**

A set of items of the batch.

**Batch.class\_id**

A set of values that define for classes (modalities) of tokens. This repeated field must have the same length as *token*. This value is optional, use an empty list indicate that all tokens belong to the default class.

**Batch.description**

An optional text description of the batch. You may describe for example the source of the batch, preprocessing technique and the structure of its fields.

**Batch.id**

Unique identifier of the batch in a form of a GUID (example: 4fb38197-3f09-4871-9710-392b14f00d2e). This field is required.

## 8.11.8 Stream

**class** messages\_pb2.Stream

Represents a configuration of a stream. Streams provide a mechanism to split the entire collection into virtual subsets (for example, the ‘train’ and ‘test’ streams).

```
message Stream {
  enum Type {
    Global = 0;
    ItemIdModulus = 1;
  }

  optional Type type = 1 [default = Global];
  optional string name = 2 [default = "@global"];
  optional int32 modulus = 3;
  repeated int32 residuals = 4;
}
```

**Stream.type**

A value that defines the type of the stream.

Global	Defines a stream containing all items in the collection.
ItemIdModulus	Defines a stream containing all items with ID that matches modulus and residuals. An item belongs to the stream iff the modulo reminder of item ID is contained in the residuals field.

**Stream.name**

A value that defines the name of the stream. The name must be unique across all streams defined in the master component.

### 8.11.9 MasterComponentConfig

**class** `messages_pb2.MasterComponentConfig`

Represents a configuration of a master component.

```
message MasterComponentConfig {
  optional string disk_path = 2;
  repeated Stream stream = 3;
  optional bool compact_batches = 4 [default = true];
  optional bool cache_theta = 5 [default = false];
  optional int32 processors_count = 6 [default = 1];
  optional int32 processor_queue_max_size = 7 [default = 10];
  optional int32 merger_queue_max_size = 8 [default = 10];
  repeated ScoreConfig score_config = 9;
  optional bool online_batch_processing = 13 [default = false]; // obsolete in_
↪BigARTM v0.5.8
  optional string disk_cache_path = 15;
}
```

**MasterComponentConfig.disk\_path**

A value that defines the disk location to store or load the collection.

**MasterComponentConfig.stream**

A set of all data streams to configure in master component. Streams can overlap if needed.

**MasterComponentConfig.compact\_batches**

A flag indicating whether to compact batches in `AddBatch()` operation. Compaction is a process that shrinks the dictionary of each batch by removing all unused tokens.

**MasterComponentConfig.cache\_theta**

A flag indicating whether to cache theta matrix. Theta matrix defines the discrete probability distribution of each document across the topics in topic model. By default BigARTM infers this distribution every time it processes the document. Option 'cache\_theta' allows to cache this theta matrix and re-use theha values when the same document is processed on the next iteration. This option must be set to 'true' before calling method `ArtmRequestThetaMatrix()`.

**MasterComponentConfig.processors\_count**

A value that defines the number of concurrent processor components. The number of processors should normally not exceed the number of CPU cores.

**MasterComponentConfig.processor\_queue\_max\_size**

A value that defines the maximal size of the processor queue. Processor queue contains batches, prefetch from disk into memory. Recommendations regarding the maximal queue size are as follows:

- the queue size should be at least as large as the number of concurrent processors;

**MasterComponentConfig.merger\_queue\_max\_size**

A value that defines the maximal size of the merger queue. Merger queue size contains an incremental updates of topic model, produced by processor components. Try reducing this parameter if BigARTM consumes too much memory.

**MasterComponentConfig.score\_config**

A set of all scores, available for calculation.

**MasterComponentConfig.online\_batch\_processing**

Obsolete in BigARTM v0.5.8.

**MasterComponentConfig.disk\_cache\_path**

A value that defines a writable disk location where this master component can store some temporary files. This can reduce memory usage, particularly when `cache_theta` option is enabled. Note that on clean shutdown master component will be cleaned this folder automatically, but otherwise it is your responsibility to clean this folder to avoid running out of disk.

## 8.11.10 ModelConfig

**class** messages\_pb2.ModelConfig

Represents a configuration of a topic model.

```
message ModelConfig {
  optional string name = 1 [default = "@model"];
  optional int32 topics_count = 2 [default = 32];
  repeated string topic_name = 3;
  optional bool enabled = 4 [default = true];
  optional int32 inner_iterations_count = 5 [default = 10];
  optional string field_name = 6 [default = "@body"]; // obsolete in BigARTM v0.5.8
  optional string stream_name = 7 [default = "@global"];
  repeated string score_name = 8;
  optional bool reuse_theta = 9 [default = false];
  repeated string regularizer_name = 10;
  repeated double regularizer_tau = 11;
  repeated string class_id = 12;
  repeated float class_weight = 13;
  optional bool use_sparse_bow = 14 [default = true];
  optional bool use_random_theta = 15 [default = false];
  optional bool use_new_tokens = 16 [default = true];
  optional bool opt_for_avx = 17 [default = true];
}
```

**ModelConfig.name**

A value that defines the name of the topic model. The name must be unique across all models defined in the master component.

**ModelConfig.topics\_count**

A value that defines the number of topics in the topic model.

**ModelConfig.topic\_name**

A repeated field that defines the names of the topics. All topic names must be unique within each topic model. This field is optional, but either `topics_count` or `topic_name` must be specified. If both specified, then `topics_count` will be ignored, and the number of topics in the model will be based on the length of `topic_name` field. When `topic_name` is not specified the names for all topics will be autogenerated.

**ModelConfig.enabled**

A flag indicating whether to update the model during iterations.

**ModelConfig.inner\_iterations\_count**

A value that defines the fixed number of iterations, performed to infer the theta distribution for each document.

**ModelConfig.field\_name**

Obsolete in BigARTM v0.5.8

**ModelConfig.stream\_name**

A value that defines which stream the model should use.

**ModelConfig.score\_name**

A set of names that defines which scores should be calculated for the model.

**ModelConfig.reuse\_theta**

A flag indicating whether the model should reuse theta values cached on the previous iterations. This option require `cache_theta` flag to be set to 'true' in `MasterComponentConfig`.

**ModelConfig.regularizer\_name**

A set of names that define which regularizers should be enabled for the model. This repeated field must have the same length as `regularizer_tau`.

**ModelConfig.regularizer\_tau**

A set of values that define the regularization coefficients of the corresponding regularizer. This repeated field must have the same length as `regularizer_name`.

**ModelConfig.class\_id**

A set of values that define for which classes (modalities) to build topic model. This repeated field must have the same length as `class_weight`.

**ModelConfig.class\_weight**

A set of values that define the weights of the corresponding classes (modalities). This repeated field must have the same length as `class_id`. This value is optional, use an empty list to set equal weights for all classes.

**ModelConfig.use\_sparse\_bow**

A flag indicating whether to use sparse representation of the Bag-of-words data. The default setting (`use_sparse_bow = true`) is best suited for processing textual collections where every token is represented in a small fraction of all documents. Dense representation (`use_sparse_bow = false`) better fits for non-textual collections (for example for matrix factorization).

Note that `class_weight` and `class_id` must not be used together with `use_sparse_bow=false`.

**ModelConfig.use\_random\_theta**

A flag indicating whether to initialize  $p(t|d)$  distribution with random uniform distribution. The default setting (`use_random_theta = false`) sets  $p(t|d) = 1/T$ , where  $T$  stands for `topics_count`. Note that `reuse_theta` flag takes priority over `use_random_theta` flag, so that if `reuse_theta = true` and there is a cache entry from previous iteration the cache entry will be used regardless of `use_random_theta` flag.

**ModelConfig.use\_new\_tokens**

A flag indicating whether to automatically include new tokens into the topic model. This setting is set to `True` by default. As a result, every new token observed in batches is automatically incorporated into topic model during the next model synchronization (`ArtemSynchronizeModel()`). The `n_wt_` weights for new tokens randomly generated from  $[0..1]$  range.

**ModelConfig.opt\_for\_avx**

An experimental flag that allows to disable AVX optimization in processor. By default this option is enabled as on average it adds ca. 40% speedup on physical hardware. You may want to disable this option if you are running on Windows inside virtual machine, or in situation when BigARTM performance degrades from iteration to iteration.

This option does not affect the results, and is only intended for advanced users experimenting with BigARTM performance.

### 8.11.11 RegularizerConfig

**class** messages\_pb2.RegularizerConfig

Represents a configuration of a general regularizer.

```
message RegularizerConfig {
  enum Type {
    SmoothSparseTheta = 0;
    SmoothSparsePhi = 1;
    DecorrelatorPhi = 2;
    LabelRegularizationPhi = 4;
  }

  optional string name = 1;
  optional Type type = 2;
  optional bytes config = 3;
}
```

**RegularizerConfig.name**

A value that defines the name of the regularizer. The name must be unique across all names defined in the master component.

**RegularizerConfig.type**

A value that defines the type of the regularizer.

SmoothSparseTheta	Smooth-sparse regularizer for theta matrix
SmoothSparsePhi	Smooth-sparse regularizer for phi matrix
DecorrelatorPhi	Decorrelator regularizer for phi matrix
LabelRegularizationPhi	Label regularizer for phi matrix

**RegularizerConfig.config**

A serialized protobuf message that describes regularizer config for the specific regularizer type.

### 8.11.12 SmoothSparseThetaConfig

**class** messages\_pb2.SmoothSparseThetaConfig

Represents a configuration of a SmoothSparse Theta regularizer.

```
message SmoothSparseThetaConfig {
  repeated string topic_name = 1;
  repeated float alpha_iter = 2;
}
```

**SmoothSparseThetaConfig.topic\_name**

A set of topic names that defines which topics in the model should be regularized. This value is optional, use an empty list to regularize all topics.

**SmoothSparseThetaConfig.alpha\_iter**

A field of the same length as *ModelConfig.inner\_iterations\_count* that defines relative regularization weight for every iteration inner iterations. The actual regularization value is calculated as product of *alpha\_iter[i]* and *ModelConfig.regularizer\_tau*.

To specify different regularization weight for different topics create multiple regularizers with different *topic\_name* set, and use different values of *ModelConfig.regularizer\_tau*.

### 8.11.13 SmoothSparsePhiConfig

**class** messages\_pb2.SmoothSparsePhiConfig

Represents a configuration of a SmoothSparse Phi regularizer.

```
message SmoothSparsePhiConfig {
  repeated string topic_name = 1;
  repeated string class_id = 2;
  optional string dictionary_name = 3;
}
```

**SmoothSparsePhiConfig.topic\_name**

A set of topic names that defines which topics in the model should be regularized. This value is optional, use an empty list to regularize all topics.

**SmoothSparsePhiConfig.class\_id**

This set defines which classes in the model should be regularized. This value is optional, use an empty list to regularize all classes.

**SmoothSparsePhiConfig.dictionary\_name**

An optional value defining the name of the dictionary to use. The entries of the dictionary are expected to have *DictionaryEntry.key\_token*, *DictionaryEntry.class\_id* and *DictionaryEntry.value* fields. The actual regularization value will be calculated as a product of *DictionaryEntry.value* and *ModelConfig.regularizer\_tau*.

This value is optional, if no dictionary is specified than all tokens will be regularized with the same weight.

### 8.11.14 DecorrelatorPhiConfig

**class** messages\_pb2.DecorrelatorPhiConfig

Represents a configuration of a Decorrelator Phi regularizer.

```
message DecorrelatorPhiConfig {
  repeated string topic_name = 1;
  repeated string class_id = 2;
}
```

**DecorrelatorPhiConfig.topic\_name**

A set of topic names that defines which topics in the model should be regularized. This value is optional, use an empty list to regularize all topics.

**DecorrelatorPhiConfig.class\_id**

This set defines which classes in the model should be regularized. This value is optional, use an empty list to regularize all classes.

### 8.11.15 LabelRegularizationPhiConfig

**class** messages\_pb2.LabelRegularizationPhiConfig

Represents a configuration of a Label Regularizer Phi regularizer.

```
message LabelRegularizationPhiConfig {
  repeated string topic_name = 1;
  repeated string class_id = 2;
  optional string dictionary_name = 3;
}
```

LabelRegularizationPhiConfig.**topic\_name**

A set of topic names that defines which topics in the model should be regularized.

LabelRegularizationPhiConfig.**class\_id**

This set defines which classes in the model should be regularized. This value is optional, use an empty list to regularize all classes.

LabelRegularizationPhiConfig.**dictionary\_name**

An optional value defining the name of the dictionary to use.

### 8.11.16 RegularizerInternalState

**class** messages\_pb2.RegularizerInternalState

Represents an internal state of a general regularizer.

```
message RegularizerInternalState {
  enum Type {
    MultiLanguagePhi = 5;
  }

  optional string name = 1;
  optional Type type = 2;
  optional bytes data = 3;
}
```

### 8.11.17 DictionaryConfig

**class** messages\_pb2.DictionaryConfig

Represents a static dictionary.

```
message DictionaryConfig {
  optional string name = 1;
  repeated DictionaryEntry entry = 2;
  optional int32 total_token_count = 3;
  optional int32 total_items_count = 4;
}
```

DictionaryConfig.**name**

A value that defines the name of the dictionary. The name must be unique across all dictionaries defined in the master component.

DictionaryConfig.**entry**

A list of all entries of the dictionary.

DictionaryConfig.**total\_token\_count**

A sum of *DictionaryEntry.token\_count* across all entries in this dictionary. The value is optional and might be missing when all entries in the dictionary does not carry the *DictionaryEntry.token\_count* attribute.

DictionaryConfig.**total\_items\_count**

A sum of *DictionaryEntry.items\_count* across all entries in this dictionary. The value is optional and might be missing when all entries in the dictionary does not carry the *DictionaryEntry.items\_count* attribute.

### 8.11.18 DictionaryEntry

**class** messages\_pb2.DictionaryEntry

Represents one entry in a static dictionary.

```
message DictionaryEntry {
  optional string key_token = 1;
  optional string class_id = 2;
  optional float value = 3;
  repeated string value_tokens = 4;
  optional FloatArray values = 5;
  optional int32 token_count = 6;
  optional int32 items_count = 7;
}
```

DictionaryEntry.**key\_token**

A token that defines the key of the entry.

DictionaryEntry.**class\_id**

The class of the *DictionaryEntry.key\_token*.

DictionaryEntry.**value**

An optional generic value, associated with the entry. The meaning of this value depends on the usage of the dictionary.

DictionaryEntry.**token\_count**

An optional value, indicating the overall number of token occurrences in some collection.

DictionaryEntry.**items\_count**

An optional value, indicating the overall number of documents containing the token.

### 8.11.19 ScoreConfig

**class** messages\_pb2.ScoreConfig

Represents a configuration of a general score.

```
message ScoreConfig {
  enum Type {
    Perplexity = 0;
    SparsityTheta = 1;
    SparsityPhi = 2;
    ItemsProcessed = 3;
    TopTokens = 4;
    ThetaSnippet = 5;
    TopicKernel = 6;
  }
}
```

(continues on next page)

(continued from previous page)

```

}

optional string name = 1;
optional Type type = 2;
optional bytes config = 3;
}

```

**ScoreConfig.name**

A value that defines the name of the score. The name must be unique across all names defined in the master component.

**ScoreConfig.type**

A value that defines the type of the score.

Perplexity	Defines a config of the Perplexity score
SparsityTheta	Defines a config of the SparsityTheta score
SparsityPhi	Defines a config of the SparsityPhi score
ItemsProcessed	Defines a config of the ItemsProcessed score
TopTokens	Defines a config of the TopTokens score
ThetaSnippet	Defines a config of the ThetaSnippet score
TopicKernel	Defines a config of the TopicKernel score

**ScoreConfig.config**

A serialized protobuf message that describes score config for the specific score type.

## 8.11.20 ScoreData

**class** messages\_pb2.ScoreData

Represents a general result of score calculation.

```

message ScoreData {
  enum Type {
    Perplexity = 0;
    SparsityTheta = 1;
    SparsityPhi = 2;
    ItemsProcessed = 3;
    TopTokens = 4;
    ThetaSnippet = 5;
    TopicKernel = 6;
  }

  optional string name = 1;
  optional Type type = 2;
  optional bytes data = 3;
}

```

**ScoreData.name**

A value that describes the name of the score. This name will match the name of the corresponding score config.

**ScoreData.type**

A value that defines the type of the score.

Perplexity	Defines a Perplexity score data
SparsityTheta	Defines a SparsityTheta score data
SparsityPhi	Defines a SparsityPhi score data
ItemsProcessed	Defines a ItemsProcessed score data
TopTokens	Defines a TopTokens score data
ThetaSnippet	Defines a ThetaSnippet score data
TopicKernel	Defines a TopicKernel score data

ScoreData.**data**

A serialized protobuf message that provides the specific score result.

### 8.11.21 PerplexityScoreConfig

**class** messages\_pb2.**PerplexityScoreConfig**

Represents a configuration of a perplexity score.

```
message PerplexityScoreConfig {
  enum Type {
    UnigramDocumentModel = 0;
    UnigramCollectionModel = 1;
  }

  optional string field_name = 1 [default = "@body"]; // obsolete in BigARTM v0.5.8
  optional string stream_name = 2 [default = "@global"];
  optional Type model_type = 3 [default = UnigramDocumentModel];
  optional string dictionary_name = 4;
  optional float theta_sparsity_eps = 5 [default = 1e-37];
  repeated string theta_sparsity_topic_name = 6;
}
```

PerplexityScoreConfig.**field\_name**

Obsolete in BigARTM v0.5.8

PerplexityScoreConfig.**stream\_name**

A value that defines which stream should be used in perplexity calculation.

### 8.11.22 PerplexityScore

**class** messages\_pb2.**PerplexityScore**

Represents a result of calculation of a perplexity score.

```
message PerplexityScore {
  optional double value = 1;
  optional double raw = 2;
  optional double normalizer = 3;
  optional int32 zero_words = 4;
  optional double theta_sparsity_value = 5;
  optional int32 theta_sparsity_zero_topics = 6;
  optional int32 theta_sparsity_total_topics = 7;
}
```

PerplexityScore.**value**

A perplexity value which is calculated as  $\exp(-\text{raw}/\text{normalizer})$ .

`PerplexityScore.raw`

A numerator of perplexity calculation. This value is equal to the likelihood of the topic model.

`PerplexityScore.normalizer`

A denominator of perplexity calculation. This value is equal to the total number of tokens in all processed items.

`PerplexityScore.zero_words`

A number of tokens that have zero probability  $p(w|t,d)$  in a document. Such tokens are evaluated based on to unigram document model or unigram collection model.

`PerplexityScore.theta_sparsity_value`

A fraction of zero entries in the theta matrix.

### 8.11.23 SparsityThetaScoreConfig

**class** `messages_pb2.SparsityThetaScoreConfig`

Represents a configuration of a theta sparsity score.

```
message SparsityThetaScoreConfig {
  optional string field_name = 1 [default = "@body"]; // obsolete in BigARTM v0.5.8
  optional string stream_name = 2 [default = "@global"];
  optional float eps = 3 [default = 1e-37];
  repeated string topic_name = 4;
}
```

`SparsityThetaScoreConfig.field_name`

Obsolete in BigARTM v0.5.8

`SparsityThetaScoreConfig.stream_name`

A value that defines which stream should be used in theta sparsity calculation.

`SparsityThetaScoreConfig.eps`

A small value that defines zero threshold for theta probabilities. Theta values below the threshold will be counted as zeros when calculating theta sparsity score.

`SparsityThetaScoreConfig.topic_name`

A set of topic names that defines which topics should be used for score calculation. The names correspond to `ModelConfig.topic_name`. This value is optional, use an empty list to calculate the score for all topics.

### 8.11.24 SparsityThetaScore

**class** `messages_pb2.SparsityThetaScoreConfig`

Represents a result of calculation of a theta sparsity score.

```
message SparsityThetaScore {
  optional double value = 1;
  optional int32 zero_topics = 2;
  optional int32 total_topics = 3;
}
```

`SparsityThetaScore.value`

A value of theta sparsity that is calculated as  $\text{zero\_topics} / \text{total\_topics}$ .

`SparsityThetaScore.zero_topics`

A numerator of theta sparsity score. A number of topics that have zero probability in a topic-item distribution.

**SparsityThetaScore.total\_topics**

A denominator of theta sparsity score. A total number of topics in a topic-item distributions that are used in theta sparsity calculation.

### 8.11.25 SparsityPhiScoreConfig

**class** messages\_pb2.SparsityPhiScoreConfig

Represents a configuration of a sparsity phi score.

```
message SparsityPhiScoreConfig {
  optional float eps = 1 [default = 1e-37];
  optional string class_id = 2;
  repeated string topic_name = 3;
}
```

**SparsityPhiScoreConfig.eps**

A small value that defines zero threshold for phi probabilities. Phi values below the threshold will be counted as zeros when calculating phi sparsity score.

**SparsityPhiScoreConfig.class\_id**

A value that defines the class of tokens to use for score calculation. This value corresponds to *ModelConfig.class\_id* field. This value is optional. By default the score will be calculated for the default class ('@default\_class').

**SparsityPhiScoreConfig.topic\_name**

A set of topic names that defines which topics should be used for score calculation. This value is optional, use an empty list to calculate the score for all topics.

### 8.11.26 SparsityPhiScore

**class** messages\_pb2.SparsityPhiScore

Represents a result of calculation of a phi sparsity score.

```
message SparsityPhiScore {
  optional double value = 1;
  optional int32 zero_tokens = 2;
  optional int32 total_tokens = 3;
}
```

**SparsityPhiScore.value**

A value of phi sparsity that is calculated as  $\text{zero\_tokens} / \text{total\_tokens}$ .

**SparsityPhiScore.zero\_tokens**

A numerator of phi sparsity score. A number of tokens that have zero probability in a token-topic distribution.

**SparsityPhiScore.total\_tokens**

A denominator of phi sparsity score. A total number of tokens in a token-topic distributions that are used in phi sparsity calculation.

### 8.11.27 ItemsProcessedScoreConfig

**class** messages\_pb2.ItemsProcessedScoreConfig

Represents a configuration of an items processed score.

```
message ItemsProcessedScoreConfig {
  optional string field_name = 1 [default = "@body"]; // obsolete in BigARTM v0.5.8
  optional string stream_name = 2 [default = "@global"];
}
```

`ItemsProcessedScoreConfig.field_name`

Obsolete in BigARTM v0.5.8

`ItemsProcessedScoreConfig.stream_name`

A value that defines which stream should be used in calculation of processed items.

### 8.11.28 ItemsProcessedScore

**class** `messages_pb2.ItemsProcessedScore`

Represents a result of calculation of an items processed score.

```
message ItemsProcessedScore {
  optional int32 value = 1;
}
```

`ItemsProcessedScore.value`

A number of items that belong to the stream `ItemsProcessedScoreConfig.stream_name` and have been processed during iterations. Currently this number is aggregated throughout all iterations.

### 8.11.29 TopTokensScoreConfig

**class** `messages_pb2.TopTokensScoreConfig`

Represents a configuration of a top tokens score.

```
message TopTokensScoreConfig {
  optional int32 num_tokens = 1 [default = 10];
  optional string class_id = 2;
  repeated string topic_name = 3;
}
```

`TopTokensScoreConfig.num_tokens`

A value that defines how many top tokens should be retrieved for each topic.

`TopTokensScoreConfig.class_id`

A value that defines for which class of the model to collect top tokens. This value corresponds to `ModelConfig.class_id` field.

This parameter is optional. By default tokens will be retrieved for the default class ('@default\_class').

`TopTokensScoreConfig.topic_name`

A set of values that represent the names of the topics to include in the result. The names correspond to `ModelConfig.topic_name`.

This parameter is optional. By default top tokens will be calculated for all topics in the model.

### 8.11.30 TopTokensScore

**class** `messages_pb2.TopTokensScore`

Represents a result of calculation of a top tokens score.

```
message TopTokensScore {
  optional int32 num_entries = 1;
  repeated string topic_name = 2;
  repeated int32 topic_index = 3;
  repeated string token = 4;
  repeated float weight = 5;
}
```

The data in this score is represented in a table-like format. sorted on topic\_index. The following code block gives a typical usage example. The loop below is guarantied to process all top-N tokens for the first topic, then for the second topic, etc.

```
for (int i = 0; i < top_tokens_score.num_entries(); i++) {
  // Gives a index from 0 to (model_config.topics_size() - 1)
  int topic_index = top_tokens_score.topic_index(i);

  // Gives one of the topN tokens for topic 'topic_index'
  std::string token = top_tokens_score.token(i);

  // Gives the weight of the token
  float weight = top_tokens_score.weight(i);
}
```

**TopTokensScore.num\_entries**

A value indicating the overall number of entries in the score. All the remaining repeated fiels in this score will have this length.

**TopTokensScore.token**

A repeated field of *num\_entries* elements, containing tokens with high probability.

**TopTokensScore.weight**

A repeated field of *num\_entries* elements, containing the  $p(t|w)$  probabilities.

**TopTokensScore.topic\_index**

A repeated field of *num\_entries* elements, containing integers between 0 and (*ModelConfig.topics\_count* - 1).

**TopTokensScore.topic\_name**

A repeated field of *num\_entries* elements, corresponding to the values of *ModelConfig.topic\_name* field.

### 8.11.31 ThetaSnippetScoreConfig

**class messages\_pb2.ThetaSnippetScoreConfig**

Represents a configuration of a theta snippet score.

```
message ThetaSnippetScoreConfig {
  optional string field_name = 1 [default = "@body"]; // obsolete in BigARTM v0.5.8
  optional string stream_name = 2 [default = "@global"];
  repeated int32 item_id = 3 [packed = true]; // obsolete in BigARTM v0.5.8
  optional int32 item_count = 4 [default = 10];
}
```

**ThetaSnippetScoreConfig.field\_name**

Obsolete in BigARTM v0.5.8

ThetaSnippetScoreConfig.**stream\_name**

A value that defines which stream should be used in calculation of a theta snippet.

ThetaSnippetScoreConfig.**item\_id**

Obsolete in BigARTM v0.5.8.

ThetaSnippetScoreConfig.**item\_count**

The number of items to retrieve. ThetaSnippetScore will select last *item\_count* processed items and return their theta vectors.

### 8.11.32 ThetaSnippetScore

**class** messages\_pb2.ThetaSnippetScore

Represents a result of calculation of a theta snippet score.

```
message ThetaSnippetScore {
  repeated int32 item_id = 1;
  repeated FloatArray values = 2;
}
```

ThetaSnippetScore.**item\_id**

A set of item ids for which theta snippet have been calculated. Items are identified by the item id.

ThetaSnippetScore.**values**

A set of values that define topic probabilities for each item. The length of these repeated values will match the number of item ids specified in *ThetaSnippetScore.item\_id*. Each repeated field contains float array of topic probabilities in the natural order of topic ids.

### 8.11.33 TopicKernelScoreConfig

**class** messages\_pb2.TopicKernelScoreConfig

Represents a configuration of a topic kernel score.

```
message TopicKernelScoreConfig {
  optional float eps = 1 [default = 1e-37];
  optional string class_id = 2;
  repeated string topic_name = 3;
  optional double probability_mass_threshold = 4 [default = 0.1];
}
```

- *Kernel* of a topic model is defined as the list of all tokens such that the probability  $p(t \mid w)$  exceeds probability mass threshold.
- *Kernel size* of a topic  $t$  is defined as the number of tokens in its kernel.
- *Topic purity* of a topic  $t$  is defined as the sum of  $p(w \mid t)$  across all tokens  $w$  in the kernel.
- *Topic contrast* of a topic  $t$  is defined as the sum of  $p(t \mid w)$  across all tokens  $w$  in the kernel divided by the size of the kernel.

TopicKernelScoreConfig.**eps**

Defines the minimum threshold on kernel size. In most cases this parameter should be kept at the default value.

TopicKernelScoreConfig.**class\_id**

A value that defines the class of tokens to use for score calculation. This value corresponds to *ModelConfig.class\_id* field. This value is optional. By default the score will be calculated for the default class ('@default\_class').

`TopicKernelScoreConfig.topic_name`

A set of topic names that defines which topics should be used for score calculation. This value is optional, use an empty list to calculate the score for all topics.

`TopicKernelScoreConfig.probability_mass_threshold`

Defines the probability mass threshold (see the definition of *kernel* above).

### 8.11.34 TopicKernelScore

**class** `messages_pb2.TopicKernelScore`

Represents a result of calculation of a topic kernel score.

```
message TopicKernelScore {
  optional DoubleArray kernel_size = 1;
  optional DoubleArray kernel_purity = 2;
  optional DoubleArray kernel_contrast = 3;
  optional double average_kernel_size = 4;
  optional double average_kernel_purity = 5;
  optional double average_kernel_contrast = 6;
}
```

`TopicKernelScore.kernel_size`

Provides the kernel size for all requested topics. The length of this *DoubleArray* is always equal to the overall number of topics. The values of -1 correspond to non-calculated topics. The remaining values carry the kernel size of the requested topics.

`TopicKernelScore.kernel_purity`

Provides the kernel purity for all requested topics. The length of this *DoubleArray* is always equal to the overall number of topics. The values of -1 correspond to non-calculated topics. The remaining values carry the kernel size of the requested topics.

`TopicKernelScore.kernel_contrast`

Provides the kernel contrast for all requested topics. The length of this *DoubleArray* is always equal to the overall number of topics. The values of -1 correspond to non-calculated topics. The remaining values carry the kernel contrast of the requested topics.

`TopicKernelScore.average_kernel_size`

Provides the average kernel size across all the requested topics.

`TopicKernelScore.average_kernel_purity`

Provides the average kernel purity across all the requested topics.

`TopicKernelScore.average_kernel_contrast`

Provides the average kernel contrast across all the requested topics.

### 8.11.35 TopicModel

**class** `messages_pb2.TopicModel`

Represents a topic model. This message can contain data in either dense or sparse format. The key idea behind sparse format is to avoid storing zero  $p(w|t)$  elements of the Phi matrix. Please refer to the description of *TopicModel.topic\_index* field for more details.

To distinguish between these two formats check whether repeated field *TopicModel.topic\_index* is empty. An empty field indicate a dense format, otherwise the message contains data in a sparse format. To request topic model in a sparse format set *GetTopicModelArgs.use\_sparse\_format* field to True when calling `ArtmRequestTopicModel()`.

```

message TopicModel {
  enum OperationType {
    Initialize = 0;
    Increment = 1;
    Overwrite = 2;
    Remove = 3;
    Ignore = 4;
  }

  optional string name = 1 [default = "@model"];
  optional int32 topics_count = 2;
  repeated string topic_name = 3;
  repeated string token = 4;
  repeated FloatArray token_weights = 5;
  repeated string class_id = 6;

  message TopicModelInternals {
    repeated FloatArray n_wt = 1;
    repeated FloatArray r_wt = 2;
  }

  optional bytes internals = 7; // obsolete in BigARTM v0.6.3
  repeated IntArray topic_index = 8;
  repeated OperationType operation_type = 9;
}

```

**TopicModel.name**

A value that describes the name of the topic model (*TopicModel.name*).

**TopicModel.topics\_count**

A value that describes the number of topics in this message.

**TopicModel.topic\_name**

A value that describes the names of the topics included in given *TopicModel* message. This values will represent a subset of topics, defined by *GetTopicModelArgs.topic\_name* message. In case of empty *GetTopicModelArgs.topic\_name* this values will correspond to the entire set of topics, defined in *ModelConfig.topic\_name* field.

**TopicModel.token**

The set of all tokens, included in the topic model.

**TopicModel.token\_weights**

A set of token weights. The length of this repeated field will match the length of the repeated field *TopicModel.token*. The length of each *FloatArray* will match the *TopicModel.topics\_count* field (in dense representation), or the length of the corresponding *IntArray* from *TopicModel.topic\_index* field (in sparse representation).

**TopicModel.class\_id**

A set values that specify the class (modality) of the tokens. The length of this repeated field will match the length of the repeated field *TopicModel.token*.

**TopicModel.internals**

Obsolete in BigARTM v0.6.3.

**TopicModel.topic\_index**

A repeated field used for sparse topic model representation. This field has the same length as *TopicModel.token*, *TopicModel.class\_id* and *TopicModel.token\_weights*. Each element in *topic\_index* is an instance of *IntArray* message, containing a list of values between 0 and the length of *TopicModel.topic\_name* field. This values correspond to the indices in *TopicModel.topic\_name* array, and tell

which topics has non-zero  $p(w|t)$  probabilities for a given token. The actual  $p(w|t)$  values can be found in `TopicModel.token_weights` field. The length of each `IntArray` message in `TopicModel.topic_index` field equals to the length of the corresponding `FloatArray` message in `TopicModel.token_weights` field.

**Warning:** Be careful with `TopicModel.topic_index` when this message represents a subset of topics, defined by `GetTopicModelArgs.topic_name`. In this case indices correspond to the selected subset of topics, which might not correspond to topic indices in the original `ModelConfig` message.

#### TopicModel.operation\_type

A set of values that define operation to perform on each token when topic model is used as an argument of `ArtmOverwriteTopicModel()`.

Initial	Indicates that a new token should be added to the topic model. Initial <code>n_wt</code> counter will be initialized with random value from <code>[0, 1]</code> range. <code>TopicModel.token_weights</code> is ignored. This operation is ignored if token already exists.
Increase	Indicates that <code>n_wt</code> counter of the token should be increased by values, specified in <code>TopicModel.token_weights</code> field. A new token will be created if it does not exist yet.
Overwrite	Indicates that <code>n_wt</code> counter of the token should be set to the value, specified in <code>TopicModel.token_weights</code> field. A new token will be created if it does not exist yet.
Remove	Indicates that the token should be removed from the topic model. <code>TopicModel.token_weights</code> is ignored.
Ignore	Indicates no operation for the token. The effect is the same as if the token is not present in this message.

### 8.11.36 ThetaMatrix

#### class messages\_pb2.ThetaMatrix

Represents a theta matrix. This message can contain data in either dense or sparse format. The key idea behind sparse format is to avoid storing zero  $p(t|d)$  elements of the Theta matrix. Sparse representation of Theta matrix is equivalent to sparse representation of Phi matrix. Please, refer to `TopicModel` for detailed description of the sparse format.

```
message ThetaMatrix {
  optional string model_name = 1 [default = "@model"];
  repeated int32 item_id = 2;
  repeated FloatArray item_weights = 3;
  repeated string topic_name = 4;
  optional int32 topics_count = 5;
  repeated string item_title = 6;
  repeated IntArray topic_index = 7;
}
```

#### ThetaMatrix.model\_name

A value that describes the name of the topic model. This name will match the name of the corresponding model config.

#### ThetaMatrix.item\_id

A set of item IDs corresponding to `Item.id` values.

#### ThetaMatrix.item\_weights

A set of item ID weights. The length of this repeated field will match the length of the repeated field

*ThetaMatrix.item\_id*. The length of each *FloatArray* will match the *ThetaMatrix.topics\_count* field (in dense representation), or the length of the corresponding *IntArray* from *ThetaMatrix.topic\_index* field (in sparse representation).

#### ThetaMatrix.topic\_name

A value that describes the names of the topics included in given *ThetaMatrix* message. This values will represent a subset of topics, defined by *GetThetaMatrixArgs.topic\_name* message. In case of empty *GetTopicModelArgs.topic\_name* this values will correspond to the entire set of topics, defined in *ModelConfig.topic\_name* field.

#### ThetaMatrix.topics\_count

A value that describes the number of topics in this message.

#### ThetaMatrix.item\_title

A set of item titles, corresponding to *Item.title* values. Beware that this field might be empty (e.g. of zero length) if all items did not have title specified in *Item.title*.

#### ThetaMatrix.topic\_index

A repeated field used for sparse theta matrix representation. This field has the same length as *ThetaMatrix.item\_id*, *ThetaMatrix.item\_weights* and *ThetaMatrix.item\_title*. Each element in *topic\_index* is an instance of *IntArray* message, containing a list of values between 0 and the length of *TopicModel.topic\_name* field. This values correspond to the indices in *ThetaMatrix.topic\_name* array, and tell which topics has non-zero  $p(t|d)$  probabilities for a given item. The actual  $p(t|d)$  values can be found in *ThetaMatrix.item\_weights* field. The length of each *IntArray* message in *ThetaMatrix.topic\_index* field equals to the length of the corresponding *FloatArray* message in *ThetaMatrix.item\_weights* field.

**Warning:** Be careful with *ThetaMatrix.topic\_index* when this message represents a subset of topics, defined by *GetThetaMatrixArgs.topic\_name*. In this case indices correspond to the selected subset of topics, which might not correspond to topic indices in the original *ModelConfig* message.

### 8.11.37 CollectionParserConfig

**class** messages\_pb2.CollectionParserConfig

Represents a configuration of a collection parser.

```
message CollectionParserConfig {
  enum Format {
    BagOfWordsUci = 0;
    MatrixMarket = 1;
  }

  optional Format format = 1 [default = BagOfWordsUci];
  optional string docword_file_path = 2;
  optional string vocab_file_path = 3;
  optional string target_folder = 4;
  optional string dictionary_file_name = 5;
  optional int32 num_items_per_batch = 6 [default = 1000];
  optional string cooccurrence_file_name = 7;
  repeated string cooccurrence_token = 8;
  optional bool use_unity_based_indices = 9 [default = true];
}
```

#### CollectionParserConfig.format

A value that defines the format of a collection to be parsed.

BagOfWordsUci	<p>A bag-of-words collection, stored in UCI format. UCI format must have two files - <i>vocab.*.txt</i> and <i>docword.*.txt</i>, defined by <i>docword_file_path</i> and <i>vocab_file_path</i>. The format of the <i>docword.*.txt</i> file is 3 header lines, followed by NNZ triples:</p> <pre>D W NNZ docID wordID count docID wordID count ... docID wordID count</pre> <p>The file must be sorted on docID. Values of wordID must be unity-based (not zero-based). The format of the <i>vocab.*.txt</i> file is line containing <i>wordID=n</i>. Note that words must not have spaces or tabs. In <i>vocab.*.txt</i> file it is also possible to specify <i>Batch.class_id</i> for tokens, as it is shown in this example:</p> <pre>token1 @default_class token2 custom_class token3 @default_class token4</pre> <p>Use space or tab to separate token from its class. Token that are not followed by class label automatically get “@default_class” as a label (see “token4” in the example).</p>
MatrixMarket	<p>See the description at <a href="http://math.nist.gov/MatrixMarket/formats.html">http://math.nist.gov/MatrixMarket/formats.html</a> In this mode parameter <i>docword_file_path</i> must refer to a file in Matrix Market format. Parameter <i>vocab_file_path</i> is also required and must refer to a dictionary file exported in <i>gensim</i> format (<i>dictionary.save_as_text()</i>).</p>

**CollectionParserConfig.docword\_file\_path**

A value that defines the disk location of a docword.\*.txt file (the bag of words file in sparse format).

**CollectionParserConfig.vocab\_file\_path**

A value that defines the disk location of a vocab.\*.txt file (the file with the vocabulary of the collection).

**CollectionParserConfig.target\_folder**

A value that defines the disk location where to stores all the results after parsing the colleciton. Usually the resulting location will contain a set of *batches*, and a *DictionaryConfig* that contains all unique tokens occurred in the collection. Such location can be further passed MasterComponent via *MasterComponentConfig.disk\_path*.

**CollectionParserConfig.dictionary\_file\_name**

A file name where to save the *DictionaryConfig* message that contains all unique tokens occurred in the collection. The file will be created in *target\_folder*.

This parameter is optional. The dictionary will be still collected even when this parameter is not provided, but the resulting dictionary will be only returned as the result of *ArtmRequestParseCollection*, but it will not be stored to disk.

In the resulting dictionary each entry will have the following fields:

- *DictionaryEntry.key\_token* - the textual representation of the token,
- *DictionaryEntry.class\_id* - the label of the default class (“@DefaultClass”),
- *DictionaryEntry.token\_count* - the overall number of occurrences of the token in the collection,
- *DictionaryEntry.items\_count* - the number of documents in the collection, containing the token.
- *DictionaryEntry.value* - the ratio between *token\_count* and *total\_token\_count*.

Use *ArtmRequestLoadDictionary* method to load the resulting dictionary.

**CollectionParserConfig.num\_items\_per\_batch**

A value indicating the desired number of items per batch.

**CollectionParserConfig.cooccurrence\_file\_name**

A file name where to save the *DictionaryConfig* message that contains information about co-occurrence of all pairs of tokens in the collection. The file will be created in *target\_folder*.

This parameter is optional. No cooccurrence information will be collected if the filename is not provided.

In the resulting dictionary each entry will correspond to two tokens (‘<first>’ and ‘<second>’), and carry the information about co-occurrence of this tokens in the collection.

- *DictionaryEntry.key\_token* - a string of the form ‘<first>~<second>’, produced by concatenation of two tokens together via the tilde symbol (‘~’). <first> tokens is guarantied lexicographic less than the <second> token.
- *DictionaryEntry.class\_id* - the label of the default class (“@DefaultClass”).
- *DictionaryEntry.items\_count* - the number of documents in the collection, containing both tokens (‘<first>’ and ‘<second>’)

Use *ArtmRequestLoadDictionary* method to load the resulting dictionary.

**CollectionParserConfig.cooccurrence\_token**

A list of tokens to collect cooccurrence information. A cooccurrence of the pair <first>~<second> will be collected only when both tokens are present in *CollectionParserConfig.cooccurrence\_token*.

**CollectionParserConfig.use\_unity\_based\_indices**

A flag indicating whether to interpret indices in docword file as unity-based or as zero-based. By default `'use_unity_based_indices = True'`, as required by UCI bag-of-words format.

### 8.11.38 SynchronizeModelArgs

**class** messages\_pb2.SynchronizeModelArgs

Represents an argument of synchronize model operation.

```
message SynchronizeModelArgs {
  optional string model_name = 1;
  optional float decay_weight = 2 [default = 0.0];
  optional bool invoke_regularizers = 3 [default = true];
  optional float apply_weight = 4 [default = 1.0];
}
```

**SynchronizeModelArgs.model\_name**

The name of the model to be synchronized. This value is optional. When not set, all models will be synchronized with the same decay weight.

**SynchronizeModelArgs.decay\_weight**

The decay weight and `apply_weight` define how to combine existing topic model with all increments, calculated since the last `ArtmSynchronizeModel()`. This is best described by the following formula:

$$n\_wt\_new = n\_wt\_old * decay\_weight + n\_wt\_inc * apply\_weight,$$

where `n_wt_old` describe current topic model, `n_wt_inc` describe increment calculated since last `ArtmSynchronizeModel()`, `n_wt_new` define the resulting topic model.

Expected values of both parameters are between 0.0 and 1.0. Here are some examples:

- Combination of `decay_weight=0.0` and `apply_weight=1.0` states that the previous Phi matrix of the topic model will be disregarded completely, and the new Phi matrix will be formed based on new increments gathered since last model synchronize.
- Combination of `decay_weight=1.0` and `apply_weight=1.0` states that new increments will be appended to the current Phi matrix without any decay.
- Combination of `decay_weight=1.0` and `apply_weight=0.0` states that new increments will be disregarded, and current Phi matrix will stay unchanged.
- To reproduce Online variational Bayes for LDA algorithm by Matthew D. Hoffman set `decay_weight = 1 - rho` and `apply_weight = rho`, where parameter `rho` is defined as  $\rho = \exp(\tau + t, -\kappa)$ . See [Online Learning for Latent Dirichlet Allocation](#) for further details.

**SynchronizeModelArgs.apply\_weight**

See `decay_weight` for the description.

**SynchronizeModelArgs.invoke\_regularizers**

A flag indicating whether to invoke all phi-regularizers.

### 8.11.39 InitializeModelArgs

**class** messages\_pb2.InitializeModelArgs

Represents an argument of `ArtmInitializeModel()` operation. Please refer to [example14\\_initialize\\_topic\\_model.py](#) for further information.

```

message InitializeModelArgs {
  enum SourceType {
    Dictionary = 0;
    Batches = 1;
  }

  message Filter {
    optional string class_id = 1;
    optional float min_percentage = 2;
    optional float max_percentage = 3;
    optional int32 min_items = 4;
    optional int32 max_items = 5;
    optional int32 min_total_count = 6;
    optional int32 min_one_item_count = 7;
  }

  optional string model_name = 1;
  optional string dictionary_name = 2;
  optional SourceType source_type = 3 [default = Dictionary];

  optional string disk_path = 4;
  repeated Filter filter = 5;
}

```

**InitializeModelArgs.model\_name**

The name of the model to be initialized.

**InitializeModelArgs.dictionary\_name**

The name of the dictionary containing all tokens that should be initialized.

#### 8.11.40 GetTopicModelArgs

Represents an argument of `ArtmRequestTopicModel()` operation.

```

message GetTopicModelArgs {
  enum RequestType {
    Pwt = 0;
    Nwt = 1;
  }

  optional string model_name = 1;
  repeated string topic_name = 2;
  repeated string token = 3;
  repeated string class_id = 4;
  optional bool use_sparse_format = 5;
  optional float eps = 6 [default = 1e-37];
  optional RequestType request_type = 7 [default = Pwt];
}

```

**GetTopicModelArgs.model\_name**

The name of the model to be retrieved.

**GetTopicModelArgs.topic\_name**

The list of topic names to be retrieved. This value is optional. When not provided, all topics will be retrieved.

**GetTopicModelArgs.token**

The list of tokens to be retrieved. The length of this field must match the length of `class_id` field. This field

is optional. When not provided, all tokens will be retrieved.

`GetTopicModelArgs.class_id`

The list of classes corresponding to all tokens. The length of this field must match the length of `token` field. This field is only required together with `token`, otherwise it is ignored.

`GetTopicModelArgs.use_sparse_format`

An optional flag that defines whether to use sparse format for the resulting `TopicModel` message. See `TopicModel` message for additional information about the sparse format. Note that setting `use_sparse_format = true` results in empty `TopicModel.internals` field.

`GetTopicModelArgs.eps`

A small value that defines zero threshold for  $p(w|t)$  probabilities. This field is only used in sparse format.  $p(w|t)$  below the threshold will be excluded from the resulting Phi matrix.

`GetTopicModelArgs.request_type`

An optional value that defines what kind of data to retrieve in this operation.

Pwt	Indicates that the resulting <i>TopicModel</i> message should contain $p(w t)$ probabilities. This values are normalized to form a probability distribution ( $\sum_w p(w t) = 1$ for all topics $t$ ).
Nwt	Indicates that the resulting <i>TopicModel</i> message should contain internal $n_{wt}$ counters of the topic model. This values represent an internal state of the topic model.

Default setting is to retrieve  $p(w|t)$  probabilities. This probabilities are sufficient to infer  $p(t|d)$  distributions using this topic model.

$n_{wt}$  counters allow you to restore the precise state of the topic model. By passing this values in `ArtmOverwriteTopicModel()` operation you are guarantied to get the model in the same state as you retrieved it. As the result you may continue topic model inference from the point you have stopped it last time.

$p(w|t)$  values can be also restored via `c:func:ArtmOverwriteTopicModel` operation. The resulting model will give the same  $p(t|d)$  distributions, however you should consider this model as *read-only*, and do not call `ArtmSynchronizeModel()` on it.

### 8.11.41 GetThetaMatrixArgs

Represents an argument of `ArtmRequestThetaMatrix()` operation.

```
message GetThetaMatrixArgs {
  optional string model_name = 1;
  optional Batch batch = 2;
  repeated string topic_name = 3;
  repeated int32 topic_index = 4;
  optional bool clean_cache = 5 [default = false];
  optional bool use_sparse_format = 6 [default = false];
  optional float eps = 7 [default = 1e-37];
}
```

`GetThetaMatrixArgs.model_name`

The name of the model to retrieved theta matrix for.

`GetThetaMatrixArgs.batch`

The *Batch* to classify with the model.

`GetThetaMatrixArgs.topic_name`

The list of topic names, describing which topics to include in the Theta matrix. The values of this field should correspond to values in `ModelConfig.topic_name`. This field is optional, by default all topics will be included.

**GetThetaMatrixArgs.topic\_index**

The list of topic indices, describing which topics to include in the Theta matrix. The values of this field should be an integers between 0 and (*ModelConfig.topics\_count* - 1). This field is optional, by default all topics will be included.

Note that this field acts similar to *GetThetaMatrixArgs.topic\_name*. It is not allowed to specify both *topic\_index* and *topic\_name* at the same time. The recommendation is to use *topic\_name*.

**GetThetaMatrixArgs.clean\_cache**

An optional flag that defines whether to clear the theta matrix cache after this operation. Setting this value to *True* will clear the cache for a topic model, defined by *GetThetaMatrixArgs.model\_name*. This value is only applicable when *MasterComponentConfig.cache\_theta* is set to *True*.

**GetThetaMatrixArgs.use\_sparse\_format**

An optional flag that defines whether to use sparse format for the resulting ThetaMatrix message. See ThetaMatrix message for additional information about the sparse format.

**GetThetaMatrixArgs.eps**

A small value that defines zero threshold for  $p(t|d)$  probabilities. This field is only used in sparse format.  $p(t|d)$  below the threshold will be excluded from the resulting Theta matrix.

### 8.11.42 GetScoreValueArgs

Represents an argument of get score operation.

```
message GetScoreValueArgs {
  optional string model_name = 1;
  optional string score_name = 2;
  optional Batch batch = 3;
}
```

**GetScoreValueArgs.model\_name**

The name of the model to retrieved score for.

**GetScoreValueArgs.score\_name**

The name of the score to retrieved.

**GetScoreValueArgs.batch**

The *Batch* to calculate the score. This option is only applicable to cumulative scores. When not provided the score will be reported for all batches processed since last *ArtmInvokeIteration()*.

### 8.11.43 AddBatchArgs

Represents an argument of *ArtmAddBatch()* operation.

```
message AddBatchArgs {
  optional Batch batch = 1;
  optional int32 timeout_milliseconds = 2 [default = -1];
  optional bool reset_scores = 3 [default = false];
  optional string batch_file_name = 4;
}
```

**AddBatchArgs.batch**

The *Batch* to add.

**AddBatchArgs.timeout\_milliseconds**

Timeout in milliseconds for this operation.

**AddBatchArgs.reset\_scores**

An optional flag that defines whether to reset all scores before this operation.

**AddBatchArgs.batch\_file\_name**

An optional value that defines disk location of the batch to add. You must choose between parameters *batch\_file\_name* or *batch* (either of them has to be specified, but not both at the same time).

### 8.11.44 InvokeIterationArgs

Represents an argument of `ArtmInvokeIteration()` operation.

```
message InvokeIterationArgs {
  optional int32 iterations_count = 1 [default = 1];
  optional bool reset_scores = 2 [default = true];
  optional string disk_path = 3;
}
```

**InvokeIterationArgs.iterations\_count**

An integer value describing how many iterations to invoke.

**InvokeIterationArgs.reset\_scores**

An optional flag that defines whether to reset all scores before this operation.

**InvokeIterationArgs.disk\_path**

A value that defines the disk location with batches to process on this iteration.

### 8.11.45 WaitIdleArgs

Represents an argument of `ArtmWaitIdle()` operation.

```
message WaitIdleArgs {
  optional int32 timeout_milliseconds = 1 [default = -1];
}
```

**WaitIdleArgs.timeout\_milliseconds**

Timeout in milliseconds for this operation.

### 8.11.46 ExportModelArgs

Represents an argument of `ArtmExportModel()` operation.

```
message ExportModelArgs {
  optional string file_name = 1;
  optional string model_name = 2;
}
```

**ExportModelArgs.file\_name**

A target file name where to store topic model.

**ExportModelArgs.model\_name**

A value that describes the name of the topic model. This name will match the name of the corresponding model config.

### 8.11.47 ImportModelArgs

Represents an argument of `ArtmImportModel()` operation.

```
message ImportModelArgs {  
  optional string file_name = 1;  
  optional string model_name = 2;  
}
```

`ImportModelArgs.file_name`

A target file name from where to load topic model.

`ImportModelArgs.model_name`

A value that describes the name of the topic model. This name will match the name of the corresponding model config.



### **a**

`artm`, [72](#)

`artm.score_tracker`, [75](#)



## Symbols

- `__init__()` (*artm.ARTM* method), 49
- `__init__()` (*artm.BackgroundTokensRatioScore* method), 74
- `__init__()` (*artm.BatchVectorizer* method), 63
- `__init__()` (*artm.BitermsPhiRegularizer* method), 70
- `__init__()` (*artm.ClassPrecisionScore* method), 74
- `__init__()` (*artm.DecorrelatorPhiRegularizer* method), 67
- `__init__()` (*artm.Dictionary* method), 64
- `__init__()` (*artm.HierarchySparsingThetaRegularizer* method), 70
- `__init__()` (*artm.ImproveCoherencePhiRegularizer* method), 69
- `__init__()` (*artm.ItemsProcessedScore* method), 72
- `__init__()` (*artm.KlFunctionInfo* method), 66
- `__init__()` (*artm.LDA* method), 56
- `__init__()` (*artm.LabelRegularizationPhiRegularizer* method), 68
- `__init__()` (*artm.MasterComponent* method), 78
- `__init__()` (*artm.NetPlsaPhiRegularizer* method), 71
- `__init__()` (*artm.PerplexityScore* method), 72
- `__init__()` (*artm.SmoothPtdwRegularizer* method), 69
- `__init__()` (*artm.SmoothSparsePhiRegularizer* method), 66
- `__init__()` (*artm.SmoothSparseThetaRegularizer* method), 67
- `__init__()` (*artm.SmoothTimeInTopicsPhiRegularizer* method), 71
- `__init__()` (*artm.SparsityPhiScore* method), 72
- `__init__()` (*artm.SparsityThetaScore* method), 73
- `__init__()` (*artm.SpecifiedSparsePhiRegularizer* method), 68
- `__init__()` (*artm.ThetaSnippetScore* method), 73
- `__init__()` (*artm.TopTokensScore* method), 74
- `__init__()` (*artm.TopicKernelScore* method), 73
- `__init__()` (*artm.TopicMassPhiScore* method), 74
- `__init__()` (*artm.TopicSegmentationPtdwRegularizer* method), 71
- `__init__()` (*artm.TopicSelectionThetaRegularizer* method), 69
- `__init__()` (*artm.hARTM* method), 59
- `__init__()` (*artm.score\_tracker.BackgroundTokensRatioScoreTracker* method), 78
- `__init__()` (*artm.score\_tracker.ClassPrecisionScoreTracker* method), 77
- `__init__()` (*artm.score\_tracker.ItemsProcessedScoreTracker* method), 77
- `__init__()` (*artm.score\_tracker.PerplexityScoreTracker* method), 75
- `__init__()` (*artm.score\_tracker.SparsityPhiScoreTracker* method), 75
- `__init__()` (*artm.score\_tracker.SparsityThetaScoreTracker* method), 75
- `__init__()` (*artm.score\_tracker.ThetaSnippetScoreTracker* method), 77
- `__init__()` (*artm.score\_tracker.TopTokensScoreTracker* method), 76
- `__init__()` (*artm.score\_tracker.TopicKernelScoreTracker* method), 76
- `__init__()` (*artm.score\_tracker.TopicMassPhiScoreTracker* method), 77

## A

- `add_level()` (*artm.hARTM* method), 60
- `alpha_iter` (*SmoothSparseThetaConfig* attribute), 142
- `apply_weight` (*SynchronizeModelArgs* attribute), 158
- ARTM* (class in *artm*), 49
- artm* (module), 49, 56, 59, 63, 64, 66, 72, 78
- artm.score\_tracker* (module), 75
- artm::Dictionary* (C++ class), 87
- artm::Dictionary::config* (C++ function), 87
- artm::Dictionary::Dictionary* (C++ function), 87
- artm::Dictionary::name* (C++ function), 87
- artm::Dictionary::Reconfigure* (C++ function), 87

artm::LoadBatch (C++ function), 88  
artm::LoadDictionary (C++ function), 88  
artm::MasterComponent (C++ class), 85  
artm::MasterComponent::AddBatch (C++ function), 85  
artm::MasterComponent::config (C++ function), 85  
artm::MasterComponent::GetScoreAs<T> (C++ function), 86  
artm::MasterComponent::GetThetaMatrix (C++ function), 86  
artm::MasterComponent::GetTopicModel (C++ function), 86  
artm::MasterComponent::InvokeIteration (C++ function), 85  
artm::MasterComponent::MasterComponent (C++ function), 85  
artm::MasterComponent::mutable\_config (C++ function), 85  
artm::MasterComponent::Reconfigure (C++ function), 85  
artm::MasterComponent::WaitIdle (C++ function), 85  
artm::Model (C++ class), 86  
artm::Model::config (C++ function), 86  
artm::Model::Export (C++ function), 87  
artm::Model::Import (C++ function), 87  
artm::Model::Initialize (C++ function), 86  
artm::Model::Model (C++ function), 86  
artm::Model::mutable\_config (C++ function), 86  
artm::Model::name (C++ function), 86  
artm::Model::Overwrite (C++ function), 86  
artm::Model::Reconfigure (C++ function), 86  
artm::Model::Synchronize (C++ function), 87  
artm::ParseCollection (C++ function), 88  
artm::Regularizer (C++ class), 87  
artm::Regularizer::config (C++ function), 87  
artm::Regularizer::mutable\_config (C++ function), 87  
artm::Regularizer::Reconfigure (C++ function), 87  
artm::Regularizer::Regularizer (C++ function), 87  
artm::SaveBatch (C++ function), 88  
ARTM\_ARGUMENT\_OUT\_OF\_RANGE (C macro), 95  
ARTM\_CORRUPTED\_MESSAGE (C macro), 95  
ARTM\_DISK\_READ\_ERROR (C macro), 95  
ARTM\_DISK\_WRITE\_ERROR (C macro), 95  
ARTM\_INTERNAL\_ERROR (C macro), 95  
ARTM\_INVALID\_MASTER\_ID (C macro), 95  
ARTM\_INVALID\_OPERATION (C macro), 95  
ARTM\_STILL\_WORKING (C macro), 95  
ARTM\_SUCCESS (C macro), 95

ArtemGetLastErrorMessage (C function), 95  
attach\_model() (artm.MasterComponent method), 79  
average\_kernel\_contrast (TopicKernelScore attribute), 152  
average\_kernel\_purity (TopicKernelScore attribute), 152  
average\_kernel\_size (TopicKernelScore attribute), 152

## B

BackgroundTokensRatioScore (class in artm), 74  
BackgroundTokensRatioScoreTracker (class in artm.score\_tracker), 78  
batch (AddBatchArgs attribute), 161  
batch (GetScoreValueArgs attribute), 161  
batch (GetThetaMatrixArgs attribute), 160  
batch\_file\_name (AddBatchArgs attribute), 162  
batch\_size (artm.BatchVectorizer attribute), 64  
batches\_ids (artm.BatchVectorizer attribute), 64  
batches\_list (artm.BatchVectorizer attribute), 64  
BatchVectorizer (class in artm), 63  
BitermsPhiRegularizer (class in artm), 70

## C

cache\_theta (MasterComponentConfig attribute), 138  
class\_id (Batch attribute), 137  
class\_id (DecorrelatorPhiConfig attribute), 142  
class\_id (DictionaryEntry attribute), 144  
class\_id (GetTopicModelArgs attribute), 160  
class\_id (LabelRegularizationPhiConfig attribute), 143  
class\_id (ModelConfig attribute), 140  
class\_id (SmoothSparsePhiConfig attribute), 142  
class\_id (SparsityPhiScoreConfig attribute), 148  
class\_id (TopicKernelScoreConfig attribute), 151  
class\_id (TopicModel attribute), 153  
class\_id (TopTokensScoreConfig attribute), 149  
class\_weight (ModelConfig attribute), 140  
ClassPrecisionScore (class in artm), 74  
ClassPrecisionScoreTracker (class in artm.score\_tracker), 77  
clean\_cache (GetThetaMatrixArgs attribute), 161  
clear\_score\_array\_cache() (artm.MasterComponent method), 79  
clear\_score\_cache() (artm.MasterComponent method), 79  
clear\_theta\_cache() (artm.MasterComponent method), 79  
clone() (artm.ARTM method), 51  
clone() (artm.hARTM method), 60  
clone() (artm.LDA method), 57

compact\_batches (*MasterComponentConfig* attribute), 138  
 config (*RegularizerConfig* attribute), 141  
 config (*ScoreConfig* attribute), 145  
 cooccurrence\_file\_name (*CollectionParserConfig* attribute), 157  
 cooccurrence\_token (*CollectionParserConfig* attribute), 157  
 create() (*artm.Dictionary* method), 64  
 create\_dictionary() (*artm.MasterComponent* method), 79  
 create\_regularizer() (*artm.MasterComponent* method), 79  
 create\_score() (*artm.MasterComponent* method), 79

## D

data (*ScoreData* attribute), 146  
 data\_path (*artm.BatchVectorizer* attribute), 64  
 decay\_weight (*SynchronizeModelArgs* attribute), 158  
 DecorrelatorPhiRegularizer (class in *artm*), 67  
 del\_level() (*artm.hARTM* method), 60  
 description (*Batch* attribute), 137  
 dictionary (*artm.BatchVectorizer* attribute), 64  
 Dictionary (class in *artm*), 64  
 dictionary\_file\_name (*CollectionParserConfig* attribute), 157  
 dictionary\_name (*InitializeModelArgs* attribute), 159  
 dictionary\_name (*LabelRegularizationPhiConfig* attribute), 143  
 dictionary\_name (*SmoothSparsePhiConfig* attribute), 142  
 disk\_cache\_path (*MasterComponentConfig* attribute), 139  
 disk\_path (*InvokeIterationArgs* attribute), 162  
 disk\_path (*MasterComponentConfig* attribute), 138  
 dispose() (*artm.ARTM* method), 51  
 dispose() (*artm.hARTM* method), 61  
 docword\_file\_path (*CollectionParserConfig* attribute), 157  
 dump\_artm\_model() (*artm.ARTM* method), 51

## E

enabled (*ModelConfig* attribute), 140  
 entry (*DictionaryConfig* attribute), 143  
 eps (*GetThetaMatrixArgs* attribute), 161  
 eps (*GetTopicModelArgs* attribute), 160  
 eps (*SparsityPhiScoreConfig* attribute), 148  
 eps (*SparsityThetaScoreConfig* attribute), 147  
 eps (*TopicKernelScoreConfig* attribute), 151  
 export\_dictionary() (*artm.MasterComponent* method), 79

export\_model() (*artm.MasterComponent* method), 79  
 export\_score\_tracker() (*artm.MasterComponent* method), 80

## F

field (*Item* attribute), 136  
 field\_name (*ItemsProcessedScoreConfig* attribute), 149  
 field\_name (*ModelConfig* attribute), 140  
 field\_name (*PerplexityScoreConfig* attribute), 146  
 field\_name (*SparsityThetaScoreConfig* attribute), 147  
 field\_name (*ThetaSnippetScoreConfig* attribute), 150  
 file\_name (*ExportModelArgs* attribute), 162  
 file\_name (*ImportModelArgs* attribute), 163  
 filter() (*artm.Dictionary* method), 64  
 filter\_dictionary() (*artm.MasterComponent* method), 80  
 fit\_offline() (*artm.ARTM* method), 51  
 fit\_offline() (*artm.hARTM* method), 61  
 fit\_offline() (*artm.LDA* method), 57  
 fit\_offline() (*artm.MasterComponent* method), 80  
 fit\_online() (*artm.ARTM* method), 51  
 fit\_online() (*artm.LDA* method), 57  
 fit\_online() (*artm.MasterComponent* method), 80  
 format (*CollectionParserConfig* attribute), 155

## G

gather() (*artm.Dictionary* method), 65  
 gather\_dictionary() (*artm.MasterComponent* method), 81  
 get\_dictionary() (*artm.MasterComponent* method), 81  
 get\_info() (*artm.MasterComponent* method), 81  
 get\_level() (*artm.hARTM* method), 61  
 get\_parent\_psi() (*artm.ARTM* method), 52  
 get\_phi() (*artm.ARTM* method), 52  
 get\_phi() (*artm.hARTM* method), 61  
 get\_phi\_dense() (*artm.ARTM* method), 52  
 get\_phi\_info() (*artm.MasterComponent* method), 81  
 get\_phi\_matrix() (*artm.MasterComponent* method), 81  
 get\_phi\_sparse() (*artm.ARTM* method), 53  
 get\_score() (*artm.ARTM* method), 53  
 get\_score() (*artm.MasterComponent* method), 81  
 get\_score\_array() (*artm.MasterComponent* method), 81  
 get\_theta() (*artm.ARTM* method), 53  
 get\_theta() (*artm.hARTM* method), 61  
 get\_theta() (*artm.LDA* method), 58  
 get\_theta\_info() (*artm.MasterComponent* method), 82

`get_theta_matrix()` (*artm.MasterComponent method*), 82  
`get_theta_sparse()` (*artm.ARTM method*), 54  
`get_top_tokens()` (*artm.LDA method*), 58

## H

`hARTM` (*class in artm*), 59  
`HierarchySparsingThetaRegularizer` (*class in artm*), 70

## I

`id` (*Batch attribute*), 137  
`id` (*Item attribute*), 136  
`import_batches()` (*artm.MasterComponent method*), 82  
`import_dictionary()` (*artm.MasterComponent method*), 82  
`import_model()` (*artm.MasterComponent method*), 82  
`import_score_tracker()` (*artm.MasterComponent method*), 82  
`ImproveCoherencePhiRegularizer` (*class in artm*), 69  
`info` (*artm.ARTM attribute*), 54  
`initialize()` (*artm.ARTM method*), 54  
`initialize()` (*artm.LDA method*), 58  
`initialize_model()` (*artm.MasterComponent method*), 82  
`inner_iterations_count` (*ModelConfig attribute*), 140  
`internals` (*TopicModel attribute*), 153  
`invoke_regularizers` (*SynchronizeModelArgs attribute*), 158  
`item` (*Batch attribute*), 137  
`item_count` (*ThetaSnippetScoreConfig attribute*), 151  
`item_id` (*ThetaMatrix attribute*), 154  
`item_id` (*ThetaSnippetScore attribute*), 151  
`item_id` (*ThetaSnippetScoreConfig attribute*), 151  
`item_title` (*ThetaMatrix attribute*), 155  
`item_weights` (*ThetaMatrix attribute*), 154  
`items_count` (*DictionaryEntry attribute*), 144  
`ItemsProcessedScore` (*class in artm*), 72  
`ItemsProcessedScoreTracker` (*class in artm.score\_tracker*), 77  
`iterations_count` (*InvokeIterationArgs attribute*), 162

## K

`kernel_contrast` (*TopicKernelScore attribute*), 152  
`kernel_purity` (*TopicKernelScore attribute*), 152  
`kernel_size` (*TopicKernelScore attribute*), 152  
`key_token` (*DictionaryEntry attribute*), 144  
`KlFunctionInfo` (*class in artm*), 66

## L

`LabelRegularizationPhiRegularizer` (*class in artm*), 68  
`LDA` (*class in artm*), 56  
`library_version` (*artm.ARTM attribute*), 54  
`library_version` (*artm.hARTM attribute*), 62  
`load()` (*artm.ARTM method*), 54  
`load()` (*artm.Dictionary method*), 65  
`load()` (*artm.hARTM method*), 62  
`load()` (*artm.LDA method*), 58  
`load_text()` (*artm.Dictionary method*), 65

## M

`MasterComponent` (*class in artm*), 78  
`merge_model()` (*artm.MasterComponent method*), 82  
`merger_queue_max_size` (*MasterComponentConfig attribute*), 139  
`messages_pb2.Batch` (*built-in class*), 136  
`messages_pb2.BoolArray` (*built-in class*), 135  
`messages_pb2.CollectionParserConfig` (*built-in class*), 155  
`messages_pb2.DecorrelatorPhiConfig` (*built-in class*), 142  
`messages_pb2.DictionaryConfig` (*built-in class*), 143  
`messages_pb2.DictionaryEntry` (*built-in class*), 144  
`messages_pb2.DoubleArray` (*built-in class*), 135  
`messages_pb2.Field` (*built-in class*), 136  
`messages_pb2.FloatArray` (*built-in class*), 135  
`messages_pb2.InitializeModelArgs` (*built-in class*), 158  
`messages_pb2.IntArray` (*built-in class*), 135  
`messages_pb2.Item` (*built-in class*), 135  
`messages_pb2.ItemsProcessedScore` (*built-in class*), 149  
`messages_pb2.ItemsProcessedScoreConfig` (*built-in class*), 148  
`messages_pb2.LabelRegularizationPhiConfig` (*built-in class*), 143  
`messages_pb2.MasterComponentConfig` (*built-in class*), 138  
`messages_pb2.ModelConfig` (*built-in class*), 139  
`messages_pb2.PerplexityScore` (*built-in class*), 146  
`messages_pb2.PerplexityScoreConfig` (*built-in class*), 146  
`messages_pb2.RegularizerConfig` (*built-in class*), 141  
`messages_pb2.RegularizerInternalState` (*built-in class*), 143  
`messages_pb2.ScoreConfig` (*built-in class*), 144  
`messages_pb2.ScoreData` (*built-in class*), 145

messages\_pb2.SmoothSparsePhiConfig  
     (built-in class), 142  
 messages\_pb2.SmoothSparseThetaConfig  
     (built-in class), 141  
 messages\_pb2.SparsityPhiScore (built-in  
     class), 148  
 messages\_pb2.SparsityPhiScoreConfig  
     (built-in class), 148  
 messages\_pb2.SparsityThetaScoreConfig  
     (built-in class), 147  
 messages\_pb2.Stream (built-in class), 137  
 messages\_pb2.SynchronizeModelArgs (built-  
     in class), 158  
 messages\_pb2.ThetaMatrix (built-in class), 154  
 messages\_pb2.ThetaSnippetScore (built-in  
     class), 151  
 messages\_pb2.ThetaSnippetScoreConfig  
     (built-in class), 150  
 messages\_pb2.TopicKernelScore (built-in  
     class), 152  
 messages\_pb2.TopicKernelScoreConfig  
     (built-in class), 151  
 messages\_pb2.TopicModel (built-in class), 152  
 messages\_pb2.TopTokensScore (built-in class),  
     149  
 messages\_pb2.TopTokensScoreConfig (built-  
     in class), 149  
 model\_name (ExportModelArgs attribute), 162  
 model\_name (GetScoreValueArgs attribute), 161  
 model\_name (GetThetaMatrixArgs attribute), 160  
 model\_name (GetTopicModelArgs attribute), 159  
 model\_name (ImportModelArgs attribute), 163  
 model\_name (InitializeModelArgs attribute), 159  
 model\_name (SynchronizeModelArgs attribute), 158  
 model\_name (ThetaMatrix attribute), 154

## N

name (DictionaryConfig attribute), 143  
 name (ModelConfig attribute), 139  
 name (RegularizerConfig attribute), 141  
 name (ScoreConfig attribute), 145  
 name (ScoreData attribute), 145  
 name (Stream attribute), 138  
 name (TopicModel attribute), 153  
 NetPlsaPhiRegularizer (class in artm), 71  
 normalize\_model() (artm.MasterComponent  
     method), 82  
 normalizer (PerplexityScore attribute), 147  
 num\_batches (artm.BatchVectorizer attribute), 64  
 num\_entries (TopTokensScore attribute), 150  
 num\_items\_per\_batch (CollectionParserConfig at-  
     tribute), 157  
 num\_tokens (TopTokensScoreConfig attribute), 149

## O

online\_batch\_processing (MasterComponent-  
     Config attribute), 139  
 operation\_type (TopicModel attribute), 154  
 opt\_for\_avx (ModelConfig attribute), 140

## P

PerplexityScore (class in artm), 72  
 PerplexityScoreTracker (class in  
     artm.score\_tracker), 75  
 probability\_mass\_threshold (TopicKer-  
     nelScoreConfig attribute), 152  
 process\_batches() (artm.MasterComponent  
     method), 83  
 process\_in\_memory (artm.BatchVectorizer at-  
     tribute), 64  
 processor\_queue\_max\_size (MasterComponent-  
     Config attribute), 139  
 processors\_count (MasterComponentConfig  
     attribute), 138

## R

raw (PerplexityScore attribute), 147  
 reconfigure() (artm.MasterComponent method), 83  
 reconfigure\_regularizer()  
     (artm.MasterComponent method), 83  
 reconfigure\_score() (artm.MasterComponent  
     method), 83  
 reconfigure\_topic\_name()  
     (artm.MasterComponent method), 83  
 regularize\_model() (artm.MasterComponent  
     method), 83  
 regularizer\_name (ModelConfig attribute), 140  
 regularizer\_tau (ModelConfig attribute), 140  
 remove\_batch() (artm.MasterComponent method),  
     84  
 remove\_theta() (artm.ARTM method), 54  
 remove\_theta() (artm.LDA method), 58  
 request\_type (GetTopicModelArgs attribute), 160  
 reset\_scores (AddBatchArgs attribute), 161  
 reset\_scores (InvokeIterationArgs attribute), 162  
 reshape() (artm.ARTM method), 54  
 reshape\_tokens() (artm.ARTM method), 55  
 reshape\_topics() (artm.ARTM method), 55  
 reuse\_theta (ModelConfig attribute), 140

## S

save() (artm.ARTM method), 55  
 save() (artm.Dictionary method), 66  
 save() (artm.hARTM method), 62  
 save() (artm.LDA method), 58  
 save\_text() (artm.Dictionary method), 66  
 score\_config (MasterComponentConfig attribute),  
     139

score\_name (*GetScoreValueArgs* attribute), 161  
score\_name (*ModelConfig* attribute), 140  
set\_parent\_model() (*artm.ARTM* method), 55  
SmoothPtdwRegularizer (class in *artm*), 69  
SmoothSparsePhiRegularizer (class in *artm*), 66  
SmoothSparseThetaRegularizer (class in *artm*), 67  
SmoothTimeInTopicsPhiRegularizer (class in *artm*), 71  
SparsityPhiScore (class in *artm*), 72  
SparsityPhiScoreTracker (class in *artm.score\_tracker*), 75  
SparsityThetaScore (class in *artm*), 73  
SparsityThetaScoreTracker (class in *artm.score\_tracker*), 75  
SpecifiedSparsePhiRegularizer (class in *artm*), 68  
stream (*MasterComponentConfig* attribute), 138  
stream\_name (*ItemsProcessedScoreConfig* attribute), 149  
stream\_name (*ModelConfig* attribute), 140  
stream\_name (*PerplexityScoreConfig* attribute), 146  
stream\_name (*SparsityThetaScoreConfig* attribute), 147  
stream\_name (*ThetaSnippetScoreConfig* attribute), 150

## T

target\_folder (*CollectionParserConfig* attribute), 157  
theta\_sparsity\_value (*PerplexityScore* attribute), 147  
ThetaSnippetScore (class in *artm*), 73  
ThetaSnippetScoreTracker (class in *artm.score\_tracker*), 77  
timeout\_milliseconds (*AddBatchArgs* attribute), 161  
timeout\_milliseconds (*WaitIdleArgs* attribute), 162  
title (*Item* attribute), 136  
token (*Batch* attribute), 137  
token (*GetTopicModelArgs* attribute), 159  
token (*TopicModel* attribute), 153  
token (*TopTokensScore* attribute), 150  
token\_count (*DictionaryEntry* attribute), 144  
token\_weights (*TopicModel* attribute), 153  
topic\_index (*GetThetaMatrixArgs* attribute), 161  
topic\_index (*ThetaMatrix* attribute), 155  
topic\_index (*TopicModel* attribute), 153  
topic\_index (*TopTokensScore* attribute), 150  
topic\_name (*DecorrelatorPhiConfig* attribute), 142  
topic\_name (*GetThetaMatrixArgs* attribute), 160  
topic\_name (*GetTopicModelArgs* attribute), 159

topic\_name (*LabelRegularizationPhiConfig* attribute), 143  
topic\_name (*ModelConfig* attribute), 139  
topic\_name (*SmoothSparsePhiConfig* attribute), 142  
topic\_name (*SmoothSparseThetaConfig* attribute), 141  
topic\_name (*SparsityPhiScoreConfig* attribute), 148  
topic\_name (*SparsityThetaScoreConfig* attribute), 147  
topic\_name (*ThetaMatrix* attribute), 155  
topic\_name (*TopicKernelScoreConfig* attribute), 152  
topic\_name (*TopicModel* attribute), 153  
topic\_name (*TopTokensScore* attribute), 150  
topic\_name (*TopTokensScoreConfig* attribute), 149  
topic\_names (*artm.ARTM* attribute), 55  
TopicKernelScore (class in *artm*), 73  
TopicKernelScoreTracker (class in *artm.score\_tracker*), 76  
TopicMassPhiScore (class in *artm*), 74  
TopicMassPhiScoreTracker (class in *artm.score\_tracker*), 77  
topics\_count (*ModelConfig* attribute), 139  
topics\_count (*ThetaMatrix* attribute), 155  
topics\_count (*TopicModel* attribute), 153  
TopicSegmentationPtdwRegularizer (class in *artm*), 71  
TopicSelectionThetaRegularizer (class in *artm*), 69  
TopTokensScore (class in *artm*), 74  
TopTokensScoreTracker (class in *artm.score\_tracker*), 76  
total\_items\_count (*DictionaryConfig* attribute), 144  
total\_token\_count (*DictionaryConfig* attribute), 143  
total\_tokens (*SparsityPhiScore* attribute), 148  
total\_topics (*SparsityThetaScore* attribute), 147  
transform() (*artm.ARTM* method), 55  
transform() (*artm.hARTM* method), 62  
transform() (*artm.LDA* method), 59  
transform() (*artm.MasterComponent* method), 84  
transform\_sparse() (*artm.ARTM* method), 56  
type (*RegularizerConfig* attribute), 141  
type (*ScoreConfig* attribute), 145  
type (*ScoreData* attribute), 145  
type (*Stream* attribute), 137

## U

use\_new\_tokens (*ModelConfig* attribute), 140  
use\_random\_theta (*ModelConfig* attribute), 140  
use\_sparse\_bow (*ModelConfig* attribute), 140  
use\_sparse\_format (*GetThetaMatrixArgs* attribute), 161  
use\_sparse\_format (*GetTopicModelArgs* attribute), 160

`use_unity_based_indices` (*CollectionParserConfig attribute*), [157](#)

## V

`value` (*DictionaryEntry attribute*), [144](#)

`value` (*ItemsProcessedScore attribute*), [149](#)

`value` (*PerplexityScore attribute*), [146](#)

`value` (*SparsityPhiScore attribute*), [148](#)

`value` (*SparsityThetaScore attribute*), [147](#)

`values` (*ThetaSnippetScore attribute*), [151](#)

`vocab_file_path` (*CollectionParserConfig attribute*), [157](#)

## W

`weight` (*TopTokensScore attribute*), [150](#)

`weights` (*artm.BatchVectorizer attribute*), [64](#)

## Z

`zero_tokens` (*SparsityPhiScore attribute*), [148](#)

`zero_topics` (*SparsityThetaScore attribute*), [147](#)

`zero_words` (*PerplexityScore attribute*), [147](#)